


Veó lo que me rodea



Fichas Semánticas
Primer Grado





Objetivo

Lograr que los alumnos alcancen el nivel óptimo de alfabetización inicial requerido en el ciclo escolar, mediante la aplicación de estrategias y materiales diversos.





instrucciones

Actividad de diagnóstico:

Se trabaja la ficha inicial que presenta la imagen completa en una composición dónde se encuentran los 7 sustantivos en un ambiente conocido por el alumno. Se inicia con la conversación dejando que los niños expresen lo que conocen acerca del tema mediante lluvia de ideas, con preguntas generadoras como:

- ¿Qué vemos?, ¿conocemos esos lugares?, ¿tenemos cerca algo así?
- Ubicar los números en la imagen: ¿Qué hay en el número 1?...Y así sucesivamente.
- Antes de presentarle cualquier palabra se realiza el dictado de diagnóstico que nos permitirá conocer el avance logrado con la aplicación de esta ficha.

Actividad 1:

Después de haber realizado la evaluación de diagnóstico empezamos con el análisis de cada palabra,

- Escribir los nombres en tarjetas grandes para ir las mostrando. Señalar una tarjeta con el nombre diferente a la palabra que se leerá con el fin de generar el análisis, en base a las siguientes preguntas:

¿Aquí dice techo? (mostrar ventana, p.ej) ¿Por qué no? ¿Cómo empieza techo?, ¿qué sonido lleva?, ¿es larga o corta? ¿Y ésta? ¿Con qué letra termina? ¿Alguien quiere señalar dónde dice “Techo”?

- Realizar este análisis con cada palabra de la ficha.

Los niños buscan las palabras en el anexo, las recortan y las pegan en el cuadro que corresponda.



Actividad 2:

*** Recordar con los alumnos las palabras analizadas el día anterior.

- Se les presenta a los niños la actividad 2: que se forma por los dibujos individuales y las palabras divididas en sílabas.
- Seleccionar a algunos niños para que pasen al pizarrón y escriban las palabras. Ayudar si es necesario.
- Copien las palabras en los recuadros debajo de cada dibujo.
- Buscar las sílabas que forman cada palabra y pintarlas del mismo color.
- Recortar y armar la palabra, pegándola a su imagen correspondiente

En las primeras fichas el trabajo tiene que ser muy guiado, mientras los alumnos se van acostumbrando a la forma del trabajo. De tarea se les entrega una hoja con las 7 palabras para que en casa las forren o enmiquen.

Actividad 3:

*** Repasar la identificación de las 7 palabras trabajadas.

- Previamente se elabora un sobre reforzado para ir guardando las palabras de cada campo semántico.
- Se escribe un enunciado con cada palabra (empezar de forma grupal, conforme se vayan usando las fichas cambiar a parejas y así hasta llegar a lo individual). Con la finalidad de que el alumno incorpore estas palabras a su vocabulario ordinario y las pueda ubicar en su contexto.
- Antes de guardar las palabras en el sobre, se leen algunas de las guardadas previamente, fortaleciendo la fluidez y la comprensión.



Actividad 4 y 5:

*****Divertimentos*****

Con la finalidad de fortalecer un ambiente de convivencia sana y enseñar la importancia del trabajo en equipo se diseñaron los divertimentos como el memorama y la sopa de letras, los cuales permiten la interacción de los niños en un clima de diversión y competencia.

- Entregar a los niños la actividad 4 para que recorten cada imagen y palabra. Aconsejar que lo tienen que hacer de la manera más limpia para que su juego salga bien.
- Jugar al memorama con sus compañeros al menos 3 rondas. Al terminar pegar en su cuaderno de trabajo, relacionando imagen – texto.

*****Sopa de Letras*****

- Se le entrega a cada alumno la actividad 5 consistente en una sopa de letras, la consigna es encontrar las 7 palabras escondidas, y escribir el nombre debajo de cada dibujo



Actividad 7:

*****Evaluación*****

Se evalúa el resultado de la aplicación de la ficha semanal mediante un dictado que contiene:


- Las 7 palabras trabajadas durante la semana
- A partir de la segunda ficha se dictarán 3 palabras “coladas”, es decir, de fichas anteriores.
- Dos enunciados de los que se escribieron el día miércoles.
- Cada evaluación de escritura tiene un espacio para favorecer la redacción mediante el texto libre en base a una pregunta detonadora, en donde el niño puede involucrar la escritura de las palabras estudiadas en la ficha.

Anexos

- Se incluyen todos los recortables necesarios para realizar las actividades anteriores
- Propiciando la retroalimentación se establecieron reforzadores positivos, en los que los alumnos se esfuerzan por su estrella
- Se incluye una hoja para que el docente realice sus observaciones sobre los avances y dificultades enfrentadas por cada alumno.



Veo lo que me rodea



**Fichas Semánticas
Primer Grado**

Nombre: _____ fecha: _____

Escribe las palabras que se te dicten:

1. _____

2. _____

3. _____

4. _____

5. _____

6. _____

7. _____




La casa

Actividad 1

Nombre: _____

fecha: _____



1.-

2.-

3.-

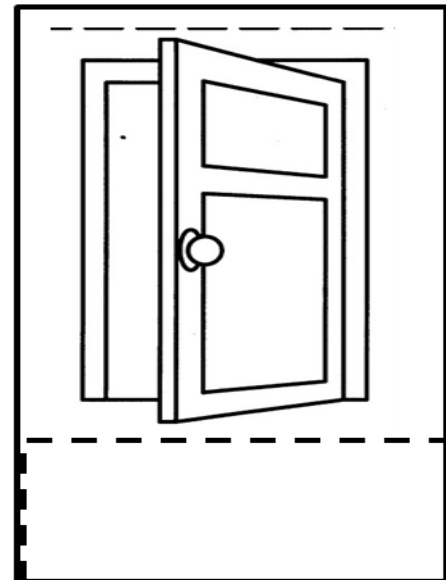


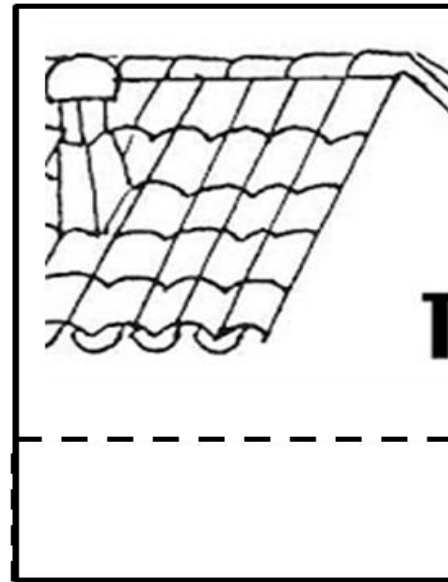



4.-

5.-


6.-


7.-


Nombre: _____ fecha: _____





Escribe un enunciado a cada dibujo, utiliza las palabras del sobre. Pinta las imágenes como tú sabes hacerlo.




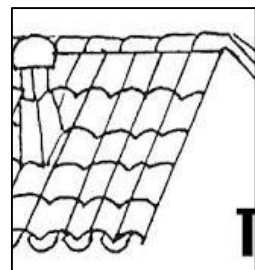


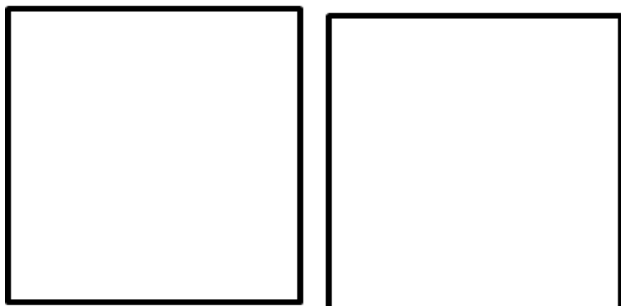
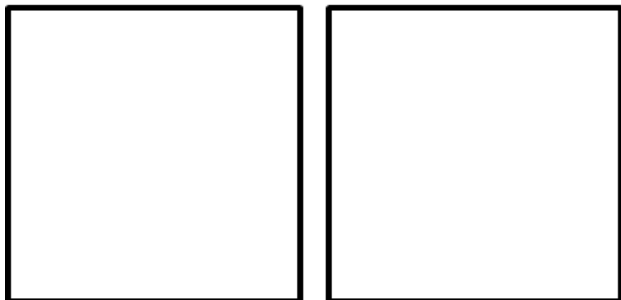
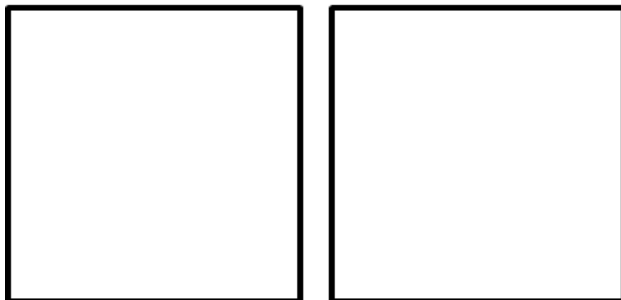
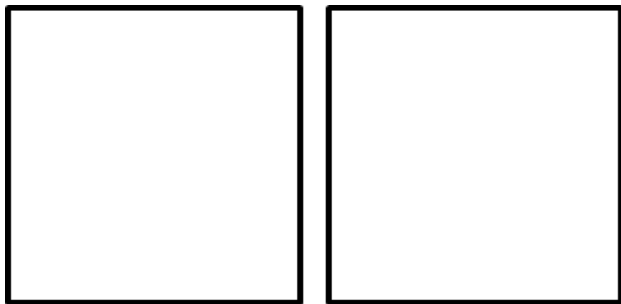


















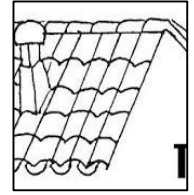
Pega tus pares del
memorama





Actividad 5


Encuentra las palabras escondidas y escríbelas debajo de su dibujo. Pinta como tú sabes hacerlo

b	d	r	k	b	g	q	s	m	d
n	t	v	e	n	t	a	n	a	n
p	p	t	e	c	h	o	ñ	r	a
z	w	g	n	m	x	ñ	o	p	s
y	t	h	j	ñ	j	c	v	a	c
h	g	c	q	b	h	m	i	r	a
g	r	h	r	f	n	m	l	e	m
h	m	p	g	y	p	a	m	d	i
l	p	r	f	v	u	u	a	b	n
ñ	a	b	c	r	e	u	c	a	o
m	t	e	w	b	r	j	e	d	j
z	i	j	h	h	t	c	t	u	p
p	o	c	e	ñ	a	y	a	n	v
n	p	k	l	r	f	o	t	h	n
k	o	i	q	g	p	p	s	v	f

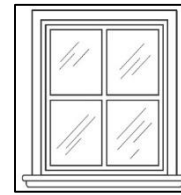



















Blank rectangular box for writing the word 'puerta'.

Word building grid with 6 empty cells for the letters of 'puerta'.




Blank rectangular box for writing the word 'ventana'.

Word building grid with 7 empty cells for the letters of 'ventana'.



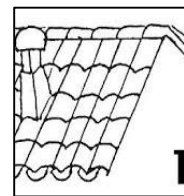
Blank rectangular box for writing the word 'pared'.

Word building grid with 5 empty cells for the letters of 'pared'.




Blank rectangular box for writing the word 'jardín'.

Word building grid with 5 empty cells for the letters of 'jardín'.




Blank rectangular box for writing the word 'techo'.

Word building grid with 5 empty cells for the letters of 'techo'.



Blank rectangular box for writing the word 'florero'.

Word building grid with 6 empty cells for the letters of 'florero'.



Blank rectangular box for writing the word 'maceta'.

Word building grid with 6 empty cells for the letters of 'maceta'.

Ficha: La casa

Nombre: _____ fecha: _____

Palabras

1. _____
2. _____
3. _____
4. _____
5. _____
6. _____
7. _____

Oraciones

1. _____
2. _____


¿Qué haces en casa?

Palabras Coladas

1. _____
2. _____
3. _____

Observaciones del docente

Estrellas logradas



Avances

Empty rounded rectangular box for recording progress.

Dificultades encontradas

Empty rounded rectangular box for recording difficulties encountered.

Sugerencias

Empty rounded rectangular box for recording suggestions.

Recortables 1

Actividad 3 Palabras del sobre

patio

pared

maceta

techo

ventana

camino

puerta

Actividad 2

puer ma

ca no

tio te

pa na

pa red mi

ven ta ta

ta cho ce

Actividad 1

maceta

pared


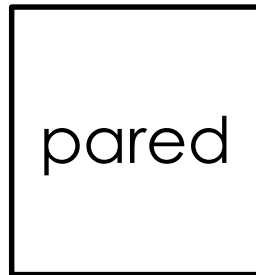




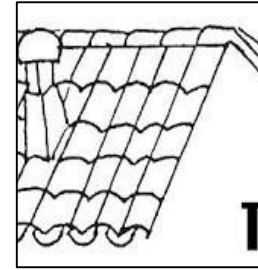



patio

techo

camino

puerta

ventana




Divertimentos Memorama

Recortables 3

Alfabeto móvil para la actividad 6

a	a	a	a	a	a	a	a	b	c
c	c	d	e	e	e	e	e	f	g
h	i	i	j	k	l	m	m	n	n
o	o	o	p	p	p	q	r	r	s
t	t	t	t	t	u	u	v	v	w
w	x	x	y	y	z	z			

Después de
terminar cada
actividad, pinta y
recorta una estrella.
Pégala en tu
trabajo.



La cocina

Diagnóstico

Nombre: _____ fecha: _____

Escribe las palabras que se te dicten:

1. _____

2. _____

3. _____

4. _____

5. _____


6. _____

7. _____

La cocina

Actividad 1

Nombre: _____ fecha: _____



1.-

2.-

3.-

4.-

5.-




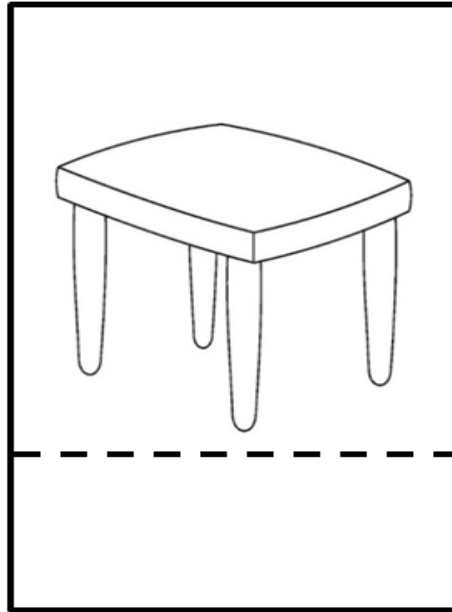


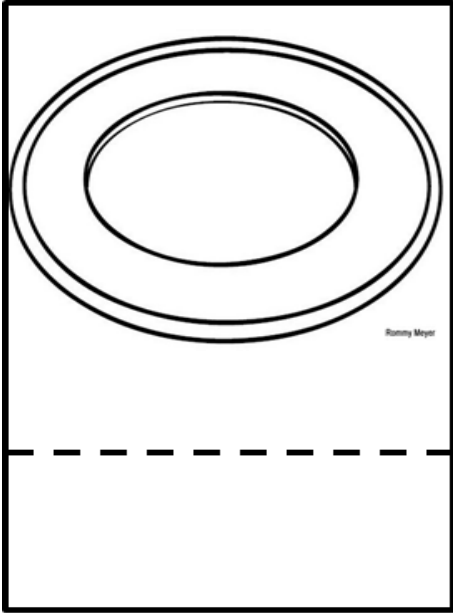
6.-

7.-

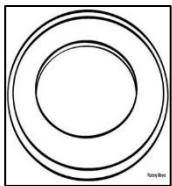
La cocina

Actividad 2


Nombre: _____ fecha: _____



Escribe un enunciado a cada dibujo, utiliza las palabras del sobre. Pinta las imágenes como tú sabes hacerlo.



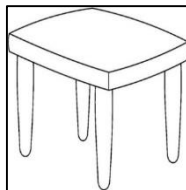
Three horizontal lines for writing: a solid top line, a dashed middle line, and a solid bottom line.




Three horizontal lines for writing: a solid top line, a dashed middle line, and a solid bottom line.



Three horizontal lines for writing: a solid top line, a dashed middle line, and a solid bottom line.




Three horizontal lines for writing: a solid top line, a dashed middle line, and a solid bottom line.



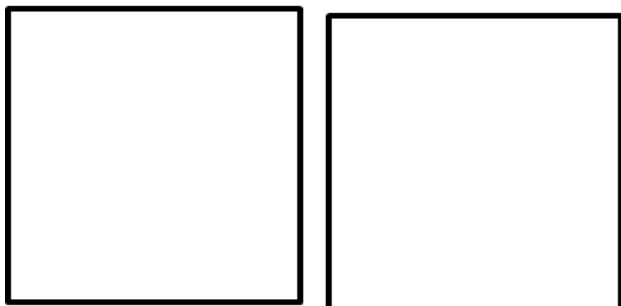
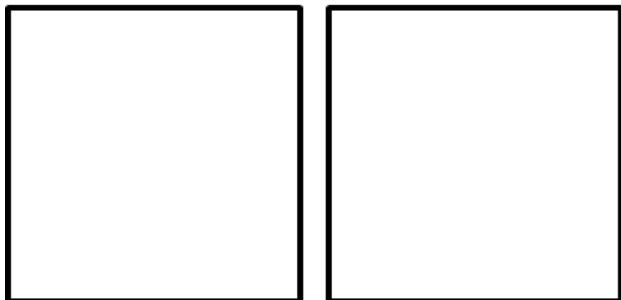
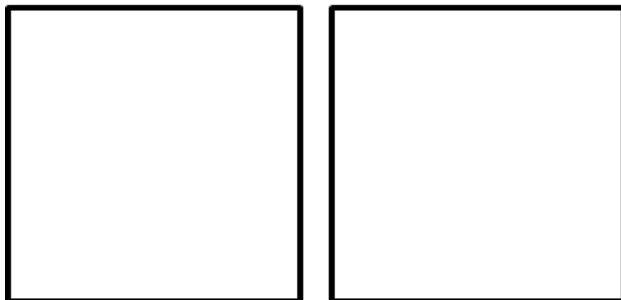
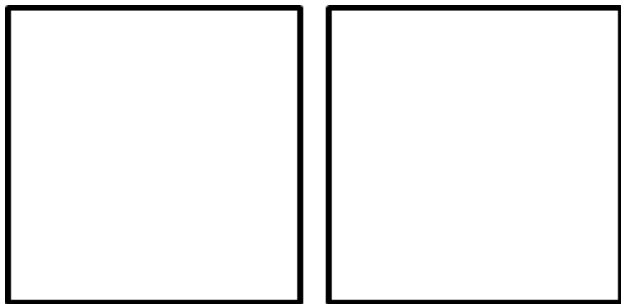
Three horizontal lines for writing: a solid top line, a dashed middle line, and a solid bottom line.









Three horizontal lines for writing: a solid top line, a dashed middle line, and a solid bottom line.



Three horizontal lines for writing: a solid top line, a dashed middle line, and a solid bottom line.



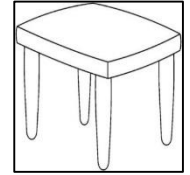
Pega tus pares del
memorama




Actividad 5

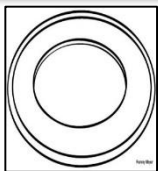
Encuentra las palabras escondidas y escríbelas debajo de su dibujo. Pinta como tú sabes hacerlo


a	d	k	d	s	t	e	z	q	h
j	u	r	t	h	v	k	i	k	o
i	u	x	n	p	f	u	d	j	u
d	p	l	a	t	o	ñ	j	x	o
x	a	d	n	b	v	m	e	s	a
z	n	s	f	ñ	a	w	u	n	v
h	b	y	y	b	s	p	q	e	b
n	e	f	i	n	o	w	n	s	o
z	s	d	r	h	y	m	z	t	l
n	r	t	l	q	m	b	g	u	v
g	z	t	m	i	g	ñ	m	f	g
o	u	q	m	t	e	o	z	a	c
e	e	w	h	l	c	l	c	e	c
g	x	e	e	o	d	l	x	u	s
b	x	f	r	u	t	a	w	ñ	u

















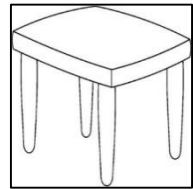
Busca en tu alfabeto móvil. Lee, construye y escribe. Pinta como tú sabes

Actividad 6




--

--	--	--	--	--	--




--

--	--	--	--



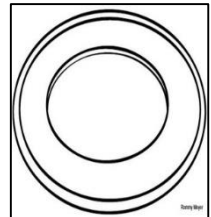
--

--	--	--	--



--

--	--	--




--

--	--	--	--	--



--

--	--	--



--

--	--	--	--	--	--

Ficha: La cocina

Nombre: _____ fecha: _____

Palabras

1. _____
2. _____
3. _____
4. _____
5. _____
6. _____
7. _____

Oraciones

1. _____
2. _____


¿Qué haces en la cocina?

Palabras Coladas

1. _____
2. _____
3. _____

Observaciones del docente

Estrellas logradas



Avances

Empty rounded rectangular box for recording progress.

Dificultades encontradas

Empty rounded rectangular box for recording difficulties encountered.

Sugerencias

Empty rounded rectangular box for recording suggestions.

Actividad 3: Palabras del sobre

pan

estufa

fruta

olla

vaso

plato

mesa

Actividad 2

tu so

lla to

o pan

sa es

fru me

ta pla

va fa

Actividad 1

vaso

mesa

olla


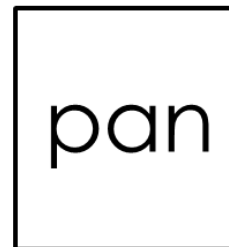

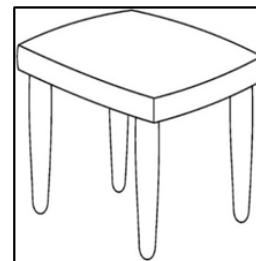

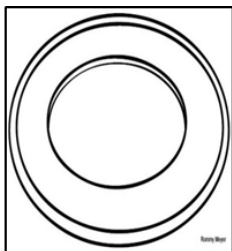
fruta

plato

estufa

pan

La cocina




Divertimentos Memorama

Recortables 2

Recortables 3

Después de
terminar cada
actividad, pinta y
recorta una estrella.
Pégala en tu
trabajo.

A	A	A	A	A	A	A	B	B	C
C	D	D	E	E	F	F	G	G	H
H	I	I	J	J	K	K	L	L	L
M	M	N	N	O	O	O	P	P	Q
Q	R	R	S	S	S	T	T	T	U
U	V	V	W	W	X	X	Y	Y	Z



La recámara

Diagnóstico

Nombre: _____ fecha: _____

Escribe las palabras que se te dicten:

1. _____

2. _____

3. _____

4. _____


5. _____

6. _____

7. _____

La recámara

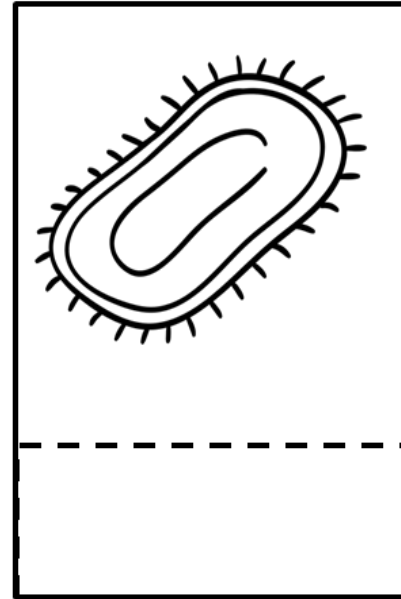




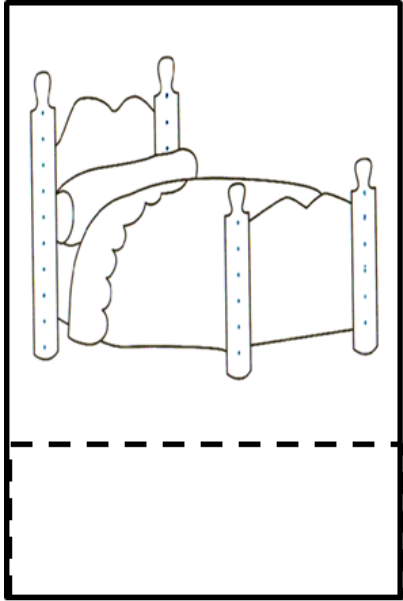
Nombre: _____ fecha: _____



- 1.-
- 2.-
- 3.-
- 4.-
- 5.-
- 6.-
- 7.-


La recámara


Nombre: _____ fecha: _____

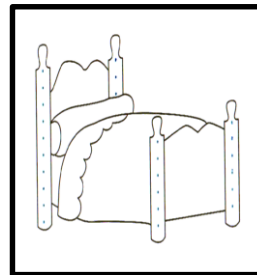


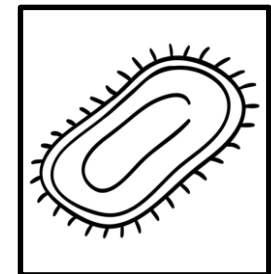
Escribe un enunciado a cada dibujo, utiliza las palabras del sobre. Pinta las imágenes como tú sabes hacerlo.






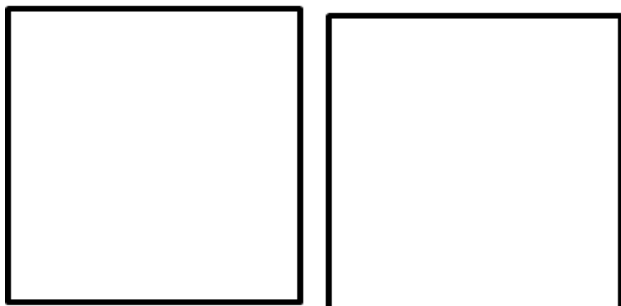
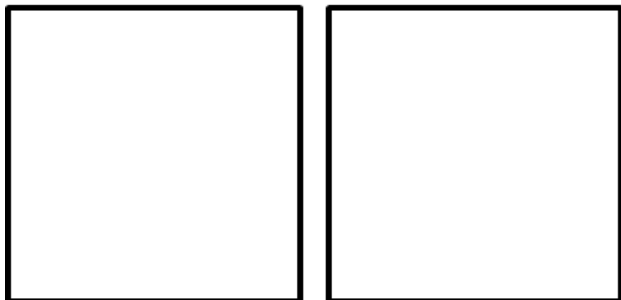
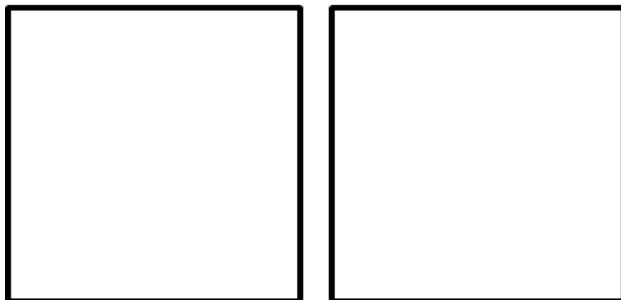
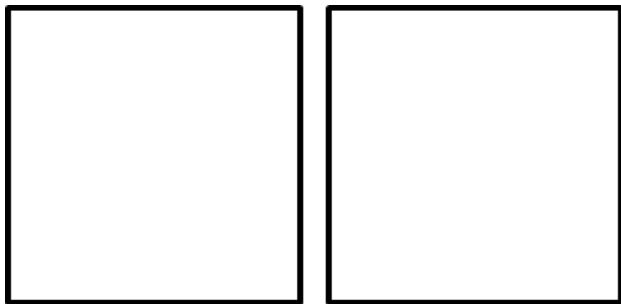


















Pega tus pares del
memorama




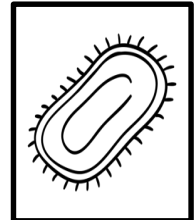
Actividad 5


Encuentra las palabras escondidas y escríbelas debajo de su dibujo. Pinta como tú sabes hacerlo

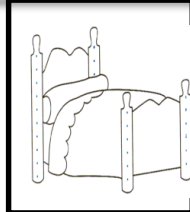
c	m	o	c	o	r	t	i	n	a
e	q	n	m	m	i	r	l	p	s
z	z	w	j	l	b	p	y	n	z
v	z	v	q	w	c	e	f	g	g
r	ñ	n	e	l	u	t	r	x	u
k	ñ	n	k	l	a	r	i	w	r
q	j	n	r	a	d	i	o	l	m
w	p	t	z	m	r	z	v	a	r
f	g	k	s	p	o	h	k	w	e
x	a	z	c	a	m	a	d	c	l
n	e	k	w	r	g	o	j	v	o
m	j	w	x	a	v	z	n	c	j
j	l	o	r	c	s	p	j	o	p
u	t	a	p	e	t	e	q	w	g
o	w	x	v	d	z	t	q	r	b

















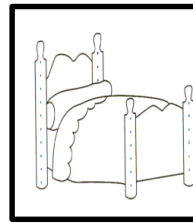
Busca en tu alfabeto móvil. Lee, construye y escribe. Pinta como tú sabes

Actividad 6



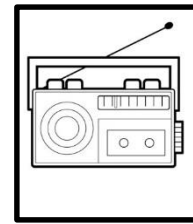
Blank rectangular box for writing the word.

Five empty boxes for letter segmentation.




Blank rectangular box for writing the word.

Five empty boxes for letter segmentation.




Blank rectangular box for writing the word.

Five empty boxes for letter segmentation.



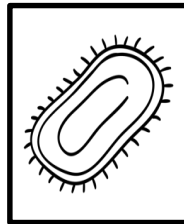
Blank rectangular box for writing the word.

Six empty boxes for letter segmentation.



Blank rectangular box for writing the word.

Seven empty boxes for letter segmentation.



Blank rectangular box for writing the word.

Six empty boxes for letter segmentation.



Blank rectangular box for writing the word.

Seven empty boxes for letter segmentation.

Dictado de Palabras

Ficha: La recámara

Nombre: _____ fecha: _____

Palabras

1. _____
2. _____
3. _____
4. _____
5. _____
6. _____
7. _____

Oraciones

1. _____
2. _____


¿Qué haces en la recámara?

Palabras Coladas

1. _____
2. _____
3. _____

Observaciones del docente

Estrellas logradas



Avances

Empty rounded rectangular box for recording progress.

Dificultades encontradas

Empty rounded rectangular box for recording difficulties encountered.

Sugerencias

Empty rounded rectangular box for recording suggestions.

Recortables 1

Actividad 3: Palabras del sobre

cama

reloj

tapete

lámpara

cortina

radio

cuadro

Actividad 2

ma ti ra

na pe ca

cor loj

re dro te

dio pa

lám cua

ta ra

Actividad 1

radio

lámpara

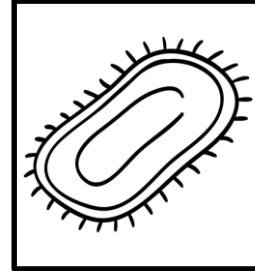



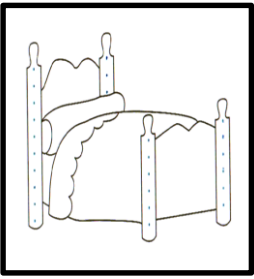
cama

cortina

tapete

reloj

cuadro



cama

reloj

tapete

lámpara

cuadro

radio

cortina


Divertimentos Memorama

Recortables 3

Alfabeto móvil para la actividad 6

a	a	a	a	a	a	a	a	a	b
b	c	c	c	d	d	e	e	e	f
g	g	h	h	i	i	j	j	k	k
l	l	m	m	n	n	o	o	o	o
p	p	q	q	r	r	r	r	r	s
s	t	t	t	u	u	v	v	w	w
x	x	y	y	z	z				

Después de
terminar cada
actividad, pinta y
recorta una estrella.
Pégala en tu
trabajo.



El lugar donde vivo

Diagnóstico

Nombre: _____ fecha: _____

Escribe las palabras que se te dicten:

1. _____

2. _____

3. _____

4. _____

5. _____

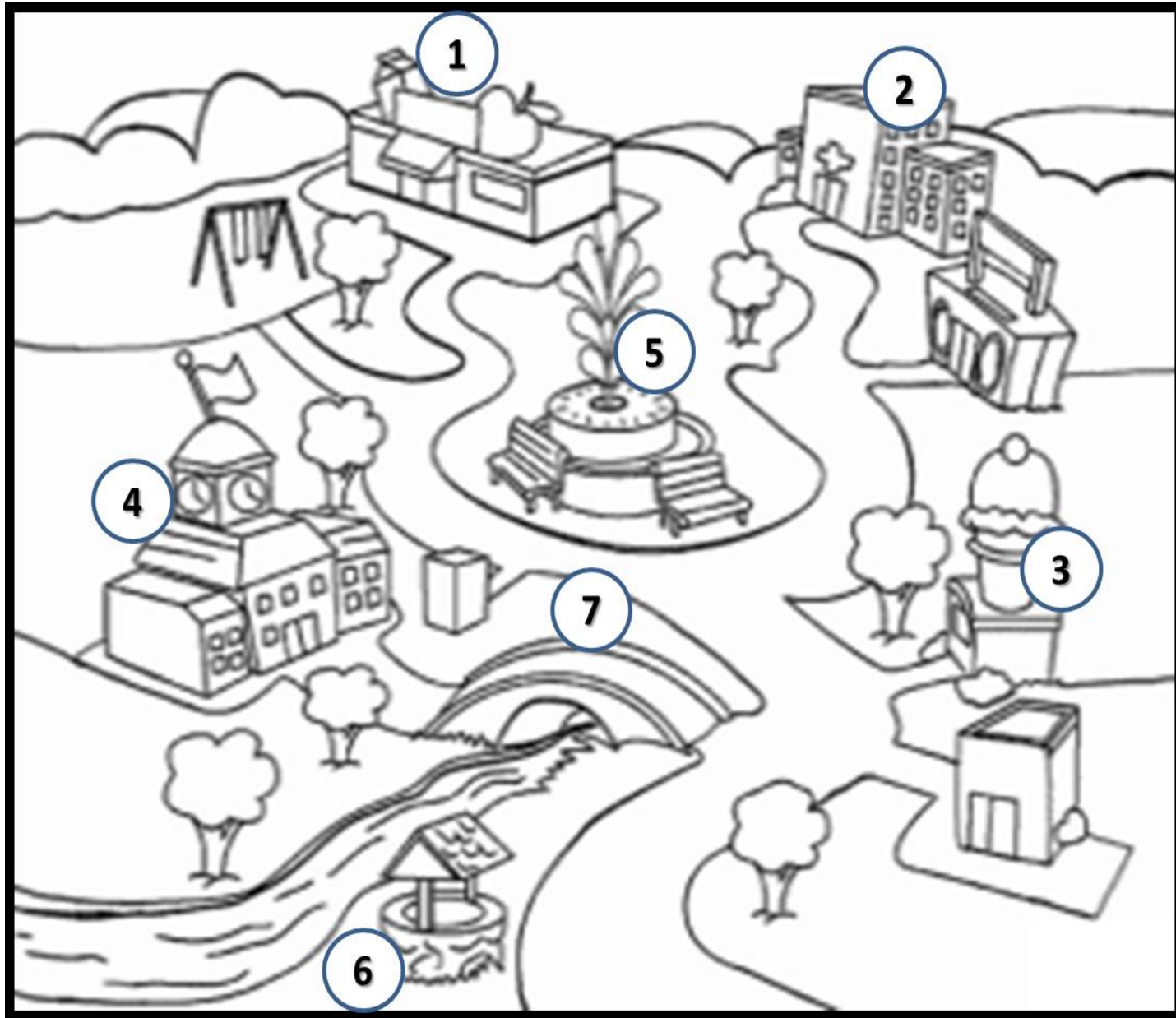
6. _____

7. _____

El lugar donde vivo

Nombre: _____

fecha: _____



1.-

2.-

3.-

4.-

5.-

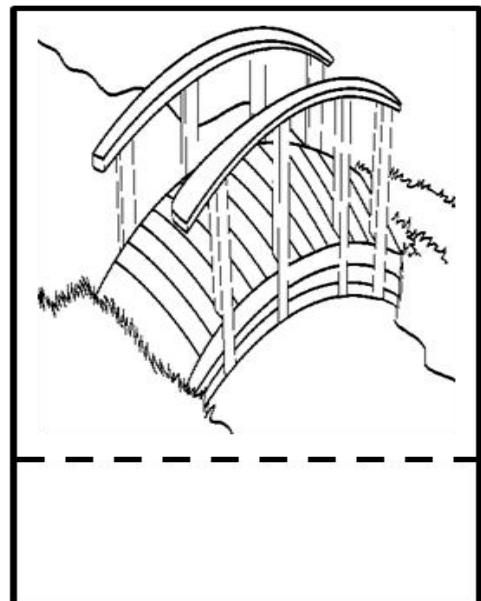
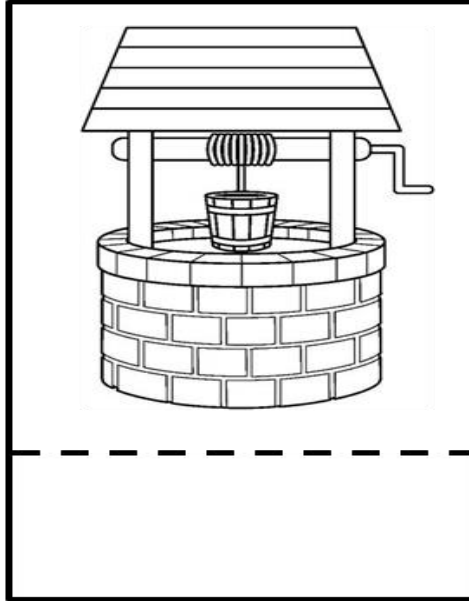



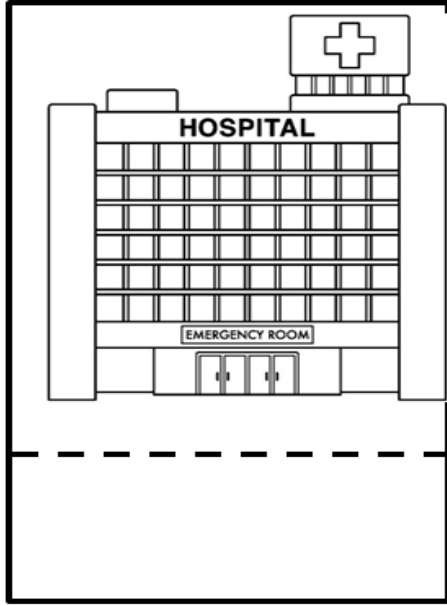
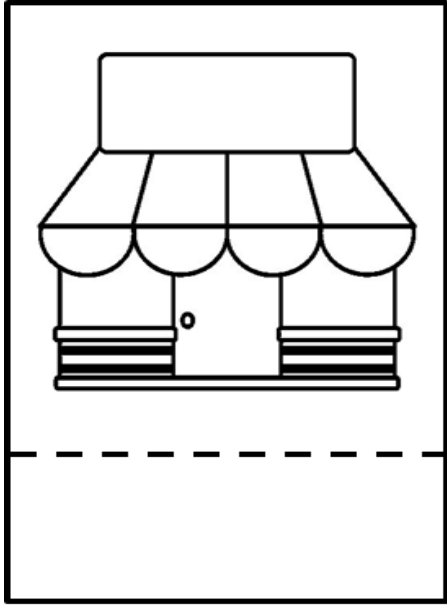
6.-

7.-

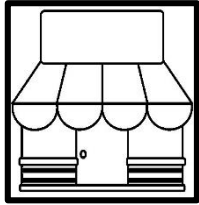
El otoño

Actividad 2

Nombre: _____ fecha: _____

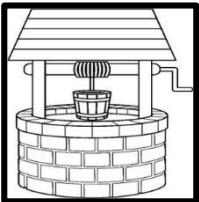


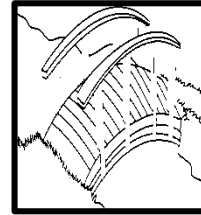
Escribe un enunciado a cada dibujo, utiliza las palabras del sobre. Pinta las imágenes como tú sabes hacerlo.



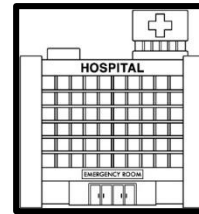


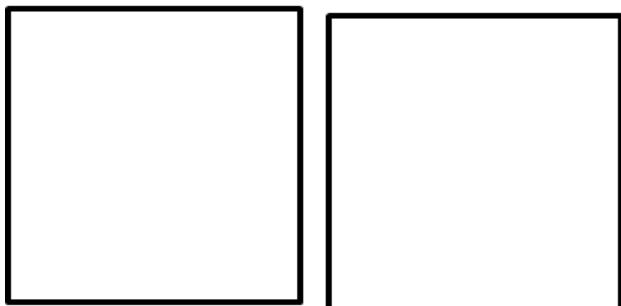
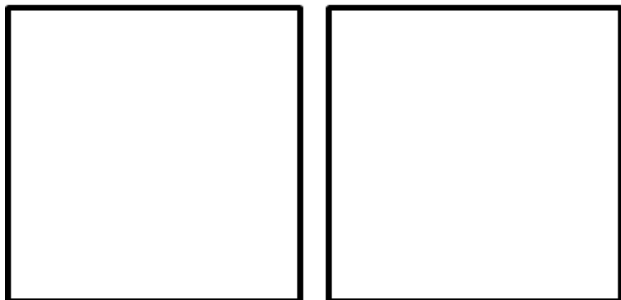
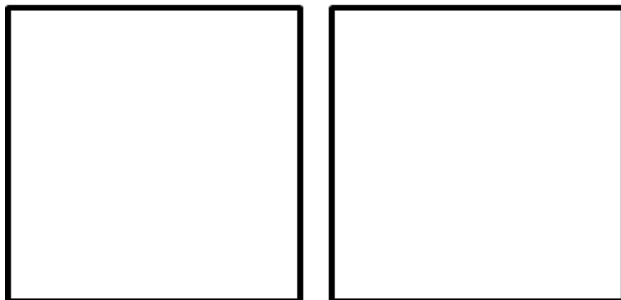
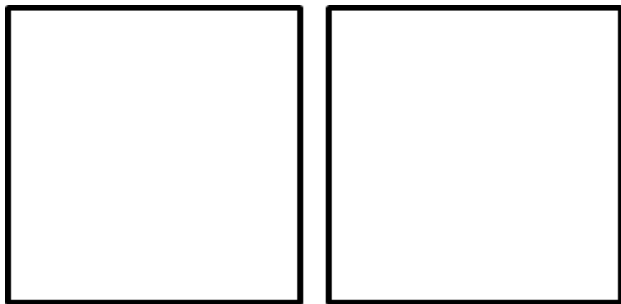


















Pega tus pares del
memorama

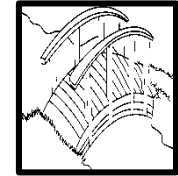


Actividad 5

Encuentra las palabras escondidas y escríbelas debajo de su dibujo. Pinta como tú sabes hacerlo

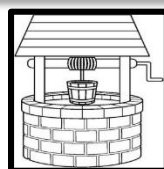
p	r	t	x	z	x	b	i	i	u
b	p	r	ñ	u	d	r	l	j	k
c	o	c	x	i	l	z	q	q	f
p	z	t	p	s	e	y	j	i	h
d	o	j	k	t	p	l	a	z	a
o	o	x	f	p	r	n	l	t	h
m	a	n	x	u	e	e	q	u	o
e	k	v	a	e	s	v	j	ñ	s
r	d	m	w	n	i	e	q	d	p
c	u	g	b	t	d	r	f	r	i
a	i	v	z	e	e	i	l	f	t
d	j	g	n	o	n	a	l	i	a
o	y	y	r	c	c	s	h	c	l
t	j	a	p	j	i	u	s	o	j
b	r	k	d	e	a	d	c	p	b

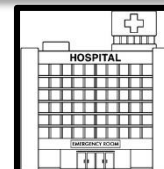




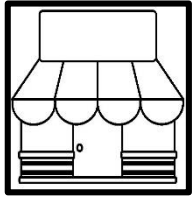













Blank rectangular box for writing the word.

Seven empty boxes for writing the letters of the word.




Blank rectangular box for writing the word.

Seven empty boxes for writing the letters of the word.



Blank rectangular box for writing the word.

Four empty boxes for writing the letters of the word.



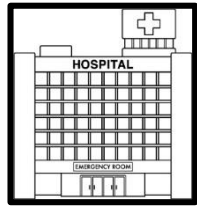
Blank rectangular box for writing the word.

Eleven empty boxes for writing the letters of the word.



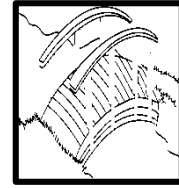
Blank rectangular box for writing the word.

Five empty boxes for writing the letters of the word.



Blank rectangular box for writing the word.

Eight empty boxes for writing the letters of the word.



Blank rectangular box for writing the word.

Six empty boxes for writing the letters of the word.

Dictado de Palabras
Ficha: El lugar donde vivo

Nombre: _____ fecha: _____

Palabras

1. _____
2. _____
3. _____
4. _____
5. _____
6. _____
7. _____

Oraciones

1. _____
2. _____


Describe tu lugar favorito

Palabras Coladas

1. _____
2. _____
3. _____

Observaciones del docente

Estrellas logradas



Avances

Empty rounded rectangular box for recording progress.

Dificultades encontradas

Empty rounded rectangular box for recording difficulties encountered.

Sugerencias

Empty rounded rectangular box for recording suggestions.

Recortables 1

Actividad 3: Palabras del sobre

mercado

hospital

nevería

Presidencia

plaza

pozo

pueblo

Actividad 2

puen mer

po rí hos

pla a zo

ne pre te

ca pi za

ve si do

den tal cia

Actividad 1

presidencia

nevería



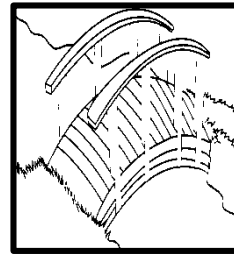
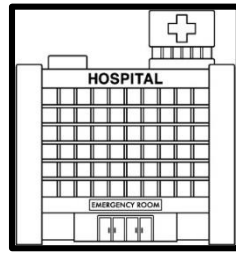
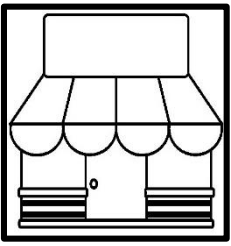
plaza

hospital

pozo

mercado

pueblo



presidencia

mercado

hospital

nevería

plaza

pozo

punte

Divertimentos Memorama


Recortables 2

Recortables 3

Alfabeto móvil para la actividad 6

Después de
terminar cada
actividad, pinta y
recorta una estrella.
Pégala en tu
trabajo.

a	a	a	a	a	a	b	b	c	c
d	d	e	e	e	e	e	e	e	f
f	g	g	h	h	i	i	ì	j	j
k	k	l	l	m	m	n	n	ñ	ñ
o	o	o	o	p	p	p	p	p	q
q	r	r	r	s	s	t	t	u	u
v	v	w	w	x	x	y	y	z	z



La ciudad

Diagnóstico

Nombre: _____ fecha: _____

Escribe las palabras que se te dicten:

1. _____

2. _____

3. _____

4. _____

5. _____

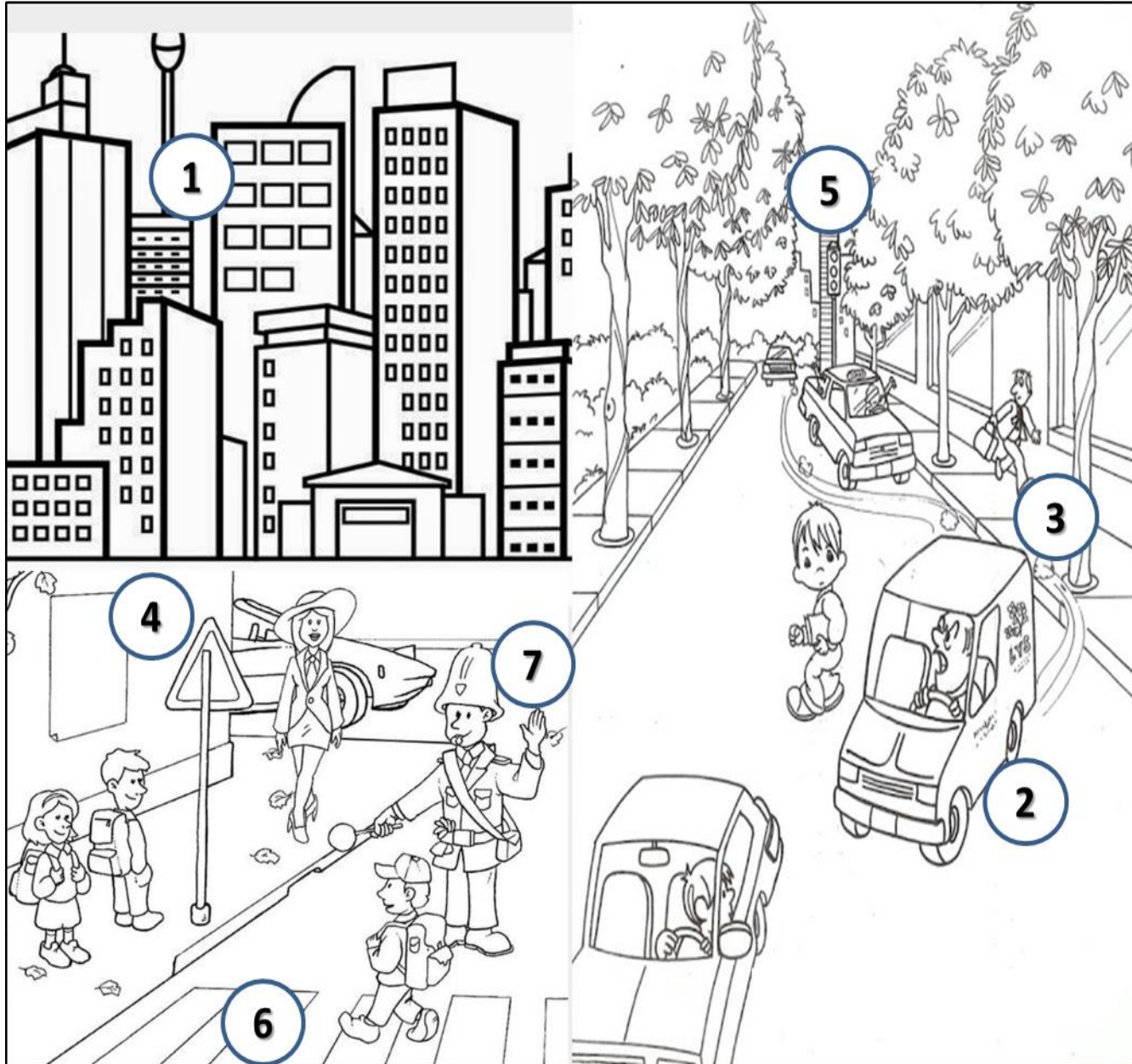
6. _____

7. _____

El mercado

Nombre: _____

fecha: _____



1.-

2.-

3.-

4.-

5.-


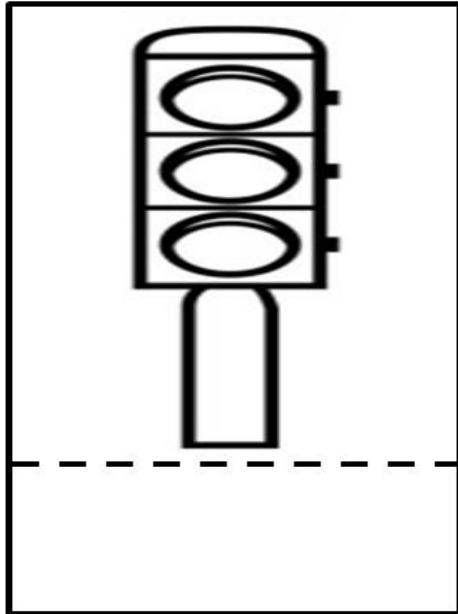
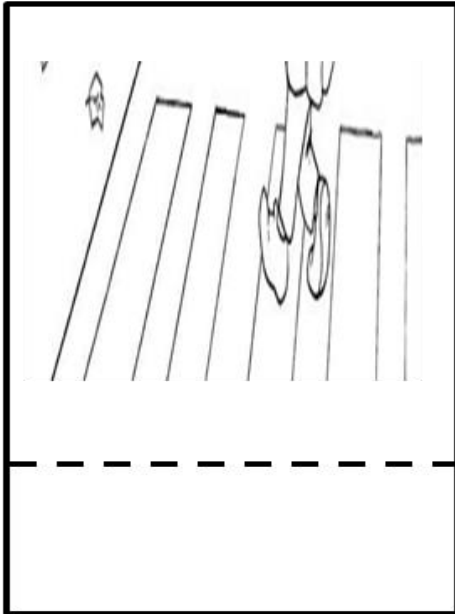



6.-

7.-

La ciudad

Actividad 2

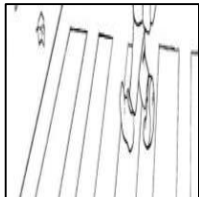
Nombre: _____ fecha: _____




Escribe un enunciado a cada dibujo, utiliza las palabras del sobre. Pinta las imágenes como tú sabes hacerlo.

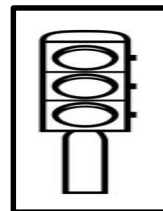




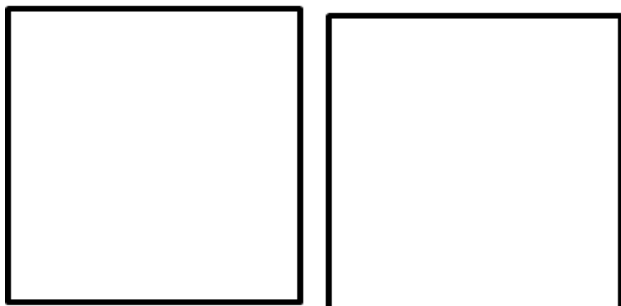
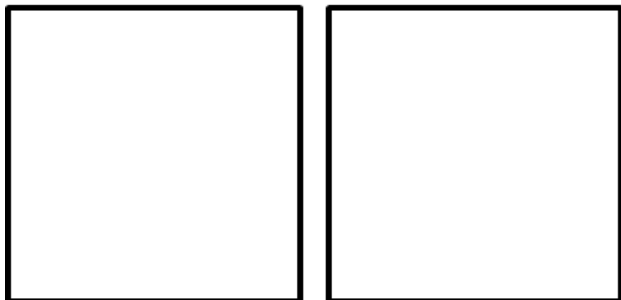
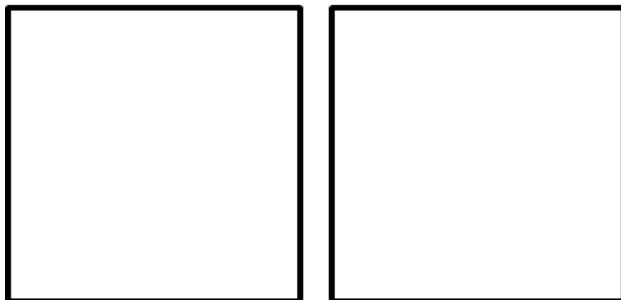
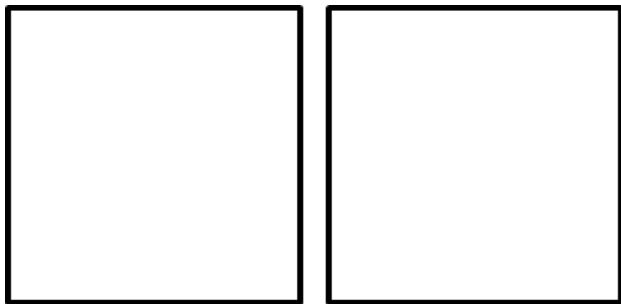
















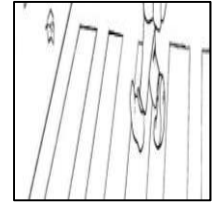



Pega tus pares del
memorama

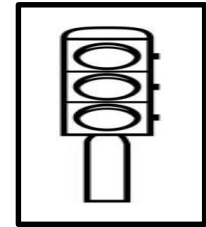


Encuentra las palabras escondidas y escríbelas debajo de su dibujo. Pinta como tú sabes hacerlo

w	p	o	l	i	c	ì	a	p	b
g	o	h	m	c	o	n	b	r	b
s	l	m	e	a	b	f	h	d	v
e	s	p	d	m	m	c	d	n	h
ñ	f	r	m	i	a	r	o	q	j
a	s	z	n	n	f	u	ñ	j	x
l	s	q	z	a	h	c	n	o	q
l	d	d	z	n	b	e	j	a	d
n	l	m	f	t	k	x	s	p	x
n	n	q	x	e	w	d	u	d	b
s	e	m	à	f	o	r	o	q	d
l	g	l	m	u	k	y	a	u	i
t	t	w	d	y	ñ	g	u	q	h
u	j	r	t	x	x	r	t	i	y
e	d	i	f	i	c	i	o	s	w
















Nombre: _____ fecha: _____

Palabras

1. _____
2. _____
3. _____
4. _____
5. _____
6. _____
7. _____

Oraciones

1. _____
2. _____


Palabras Coladas

1. _____
2. _____
3. _____

**¿qué peligros encuentras por la
calle de tu ciudad?**

Observaciones del docente

Estrellas logradas



Avances

A large, empty rounded rectangular box with a black border, intended for recording observations of progress.

Dificultades encontradas

A large, empty rounded rectangular box with a black border, intended for recording difficulties encountered.

Sugerencias

A large, empty rounded rectangular box with a black border, intended for recording suggestions.

Actividad 3: Palabras del sobre

edificios

auto

semáforo

caminante

cruce

policía

señal

Actividad 2

ca se po

e au cru

mi ñal li

di to ce

nan cía fi

fo te cios

ro má se

Actividad 1

edificios

semáforo

caminante

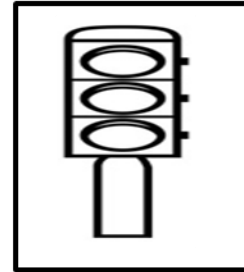
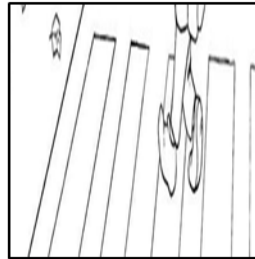

auto

policía

señal

cruce

La ciudad



edificio

auto

semáforo

cruce

caminante

policía

señal


Divertimentos Memorama

Recortables 2

Recortables 3

Después de
terminar cada
actividad, pinta y
recorta una estrella.
Pégala en tu
trabajo.

a	a	a	a	a	à	b	b	c	c
c	c	c	d	d	e	e	e	e	e
f	f	g	g	h	h	i	i	i	i
i	ì	j	j	k	k	l	l	m	m
n	n	ñ	ñ	o	o	o	o	o	p
p	q	q	r	r	s	s	s	t	t
u	u	v	v	w	w	x	x	y	y
z	z								



La escuela

Diagnóstico

Nombre: _____ fecha: _____

Escribe las palabras que se te dicten:

1. _____

2. _____

3. _____

4. _____

5. _____

6. _____

7. _____

La escuela

Actividad 1

Nombre: _____ fecha: _____



1.-

2.-

3.-

4.-


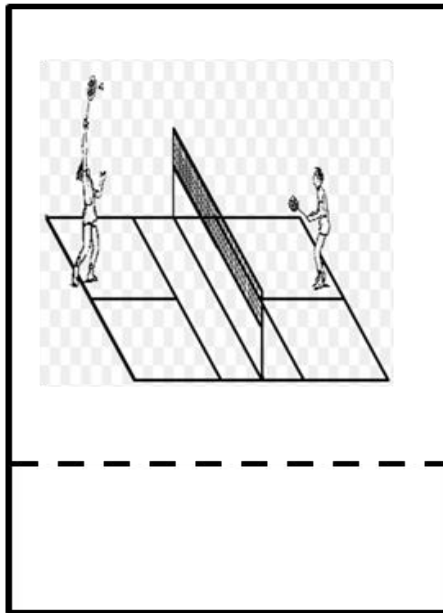




5.-

6.-

7.-

La escuela


Nombre: _____ fecha: _____




Escribe un enunciado a cada dibujo, utiliza las palabras del sobre. Pinta las imágenes como tú sabes hacerlo.



Three horizontal lines for writing: a solid top line, a dashed middle line, and a solid bottom line.



Three horizontal lines for writing: a solid top line, a dashed middle line, and a solid bottom line.



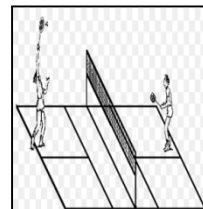
Three horizontal lines for writing: a solid top line, a dashed middle line, and a solid bottom line.




Three horizontal lines for writing: a solid top line, a dashed middle line, and a solid bottom line.



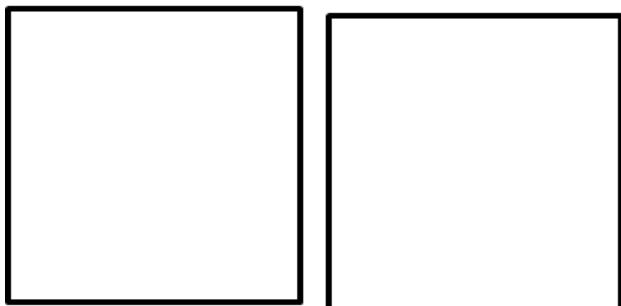
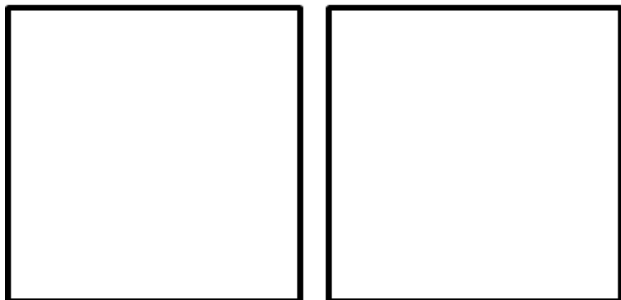
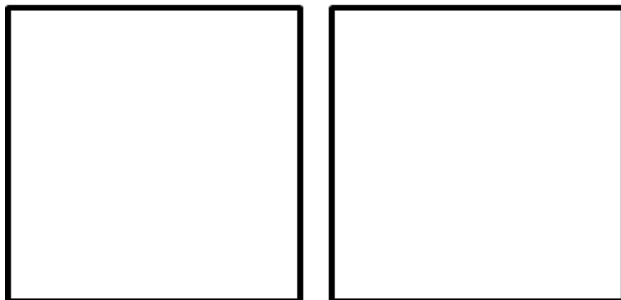
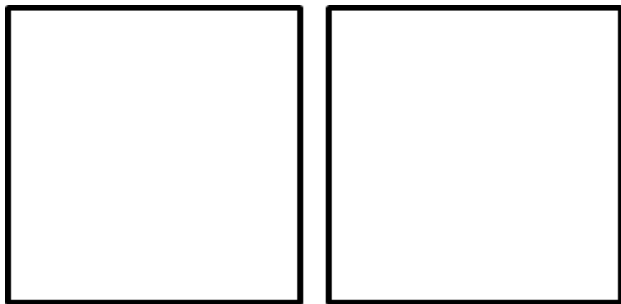
Three horizontal lines for writing: a solid top line, a dashed middle line, and a solid bottom line.









Three horizontal lines for writing: a solid top line, a dashed middle line, and a solid bottom line.



Three horizontal lines for writing: a solid top line, a dashed middle line, and a solid bottom line.



Pega tus pares del
memorama

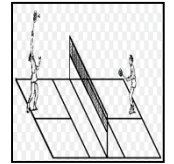


Actividad 5


Encuentra las palabras escondidas y escríbelas debajo de su dibujo. Pinta como tú sabes hacerlo


g	f	e	o	c	a	n	c	h	a
o	q	z	h	z	k	ñ	y	y	a
f	q	r	ñ	n	o	d	x	l	f
n	r	e	j	a	l	m	n	x	b
z	o	p	h	t	l	z	i	f	f
d	z	y	i	q	e	z	ñ	n	r
c	a	m	i	o	n	ñ	o	b	r
v	v	v	r	k	k	m	s	g	s
p	q	l	x	j	b	o	s	c	a
q	o	e	d	z	f	n	y	l	ñ
v	m	t	s	p	h	t	z	ñ	ñ
r	a	r	b	o	l	a	k	h	h
c	k	e	e	d	p	ñ	z	i	f
p	y	r	p	a	n	a	t	u	g
c	m	o	h	u	g	a	o	o	s




















--

--	--	--	--	--




--

--	--	--	--	--	--	--



--

--	--	--	--	--	--



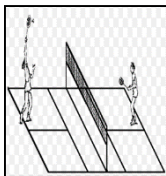
--



--


--	--	--	--	--

--	--	--	--	--	--	--



--

--	--	--	--	--	--



--

--	--	--	--

Nombre: _____ fecha: _____

Palabras

1. _____
2. _____
3. _____
4. _____
5. _____
6. _____
7. _____

Oraciones

1. _____
2. _____


¿Qué haces en la escuela?

Palabras Coladas

1. _____
2. _____
3. _____

Observaciones del docente

Estrellas logradas



Avances

Empty rounded rectangular box for recording progress.

Dificultades encontradas

Empty rounded rectangular box for recording difficulties encountered.

Sugerencias

Empty rounded rectangular box for recording suggestions.

Actividad 3: Palabras del sobre

cancha

reja

camión

árbol

niños

montaña

letrero

Actividad 2

ja ca ni

cha ár le

mión can

bol tre ña

mon re ta

ños ro

Actividad 1

montaña

letrero

árbol


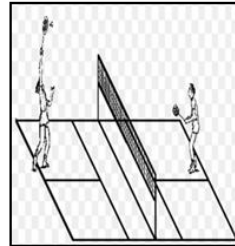



cancha

niños

camión

reja

La escuela




Divertimentos Memorama

Recortables 2

Recortables 3

Después de
terminar cada
actividad, pinta y
recorta una estrella.
Pégala en tu
trabajo.

a	a	a	a	a	a	à	b	b	c
c	c	d	d	e	e	e	f	f	g
g	h	h	i	i	j	j	k	k	l
l	m	m	n	n	n	n	ñ	ñ	o
o	o	o	ò	p	p	q	q	r	r
r	r	s	s	t	t	u	u	v	v
w	w	x	x	y	y	z	z		



El salón

Diagnóstico

Nombre: _____ fecha: _____

Escribe las palabras que se te dicten:

1. _____

2. _____

3. _____

4. _____

5. _____

6. _____


7. _____

El salón

Actividad 1

Nombre: _____

fecha: _____



1.-

2.-

3.-

4.-

5.-





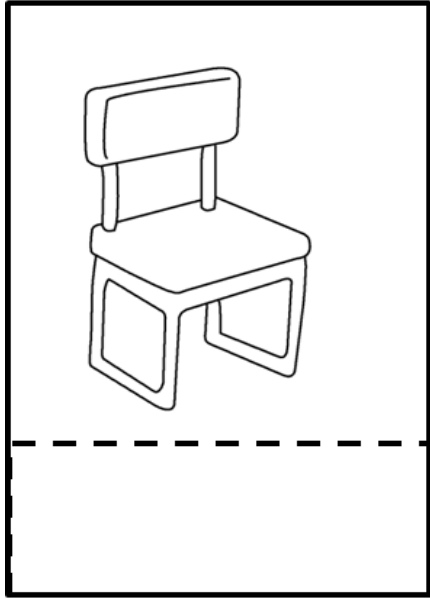
6.-

7.-

El salón

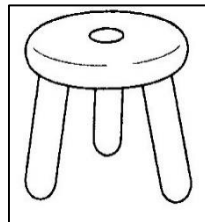
Actividad 2


Nombre: _____ fecha: _____



Escribe un enunciado a cada dibujo, utiliza las palabras del sobre. Pinta las imágenes como tú sabes hacerlo.



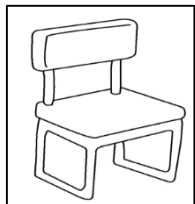


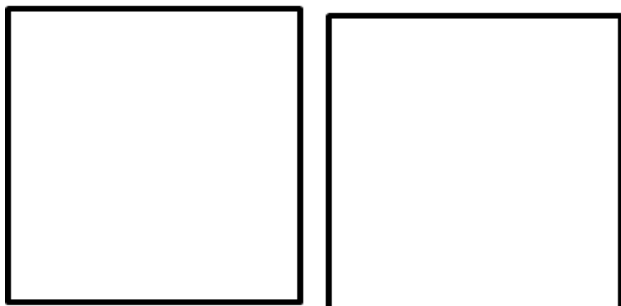
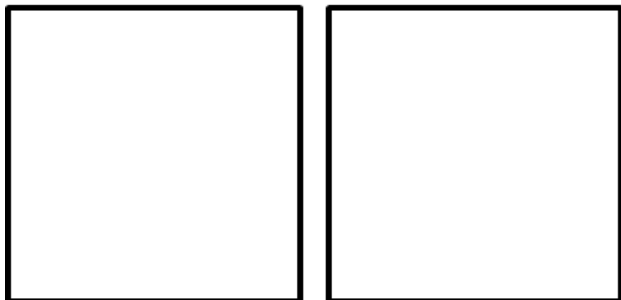
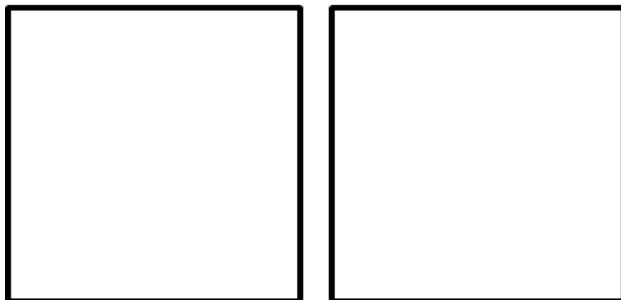
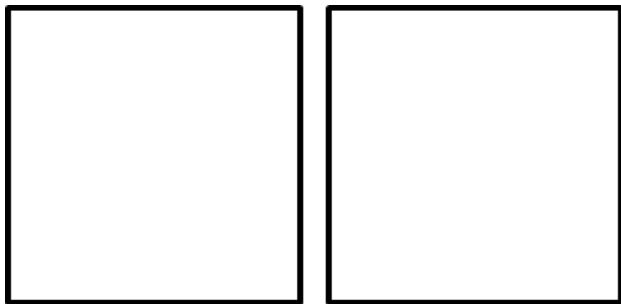


















Pega tus pares del
memorama




Actividad 5


Encuentra las palabras escondidas y escríbelas debajo de su dibujo. Pinta como tú sabes hacerlo

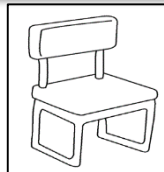
o	i	x	r	c	v	h	p	p	u
h	g	u	d	f	r	x	e	j	d
d	s	g	m	a	e	s	t	r	a
j	h	p	g	o	m	i	y	a	a
b	a	n	c	o	f	l	h	l	e
p	w	g	i	j	u	l	l	i	q
f	u	y	g	q	f	a	l	b	l
p	u	e	o	c	w	y	d	r	t
p	a	p	i	z	a	r	r	ò	n
k	c	l	e	q	k	ñ	z	s	j
q	n	h	n	r	b	f	i	t	o
x	r	j	y	v	r	e	y	g	x
d	d	i	b	u	j	o	q	w	m
z	v	m	o	p	b	h	n	u	y
r	l	m	o	c	h	i	l	a	z



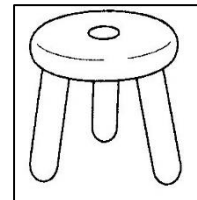













Busca en tu alfabeto móvil. Lee, construye y escribe. Pinta como tú sabes

Actividad 6



[Empty rectangular box for writing]

[A row of seven empty boxes for writing letters]




[Empty rectangular box for writing]

[A row of seven empty boxes for writing letters]



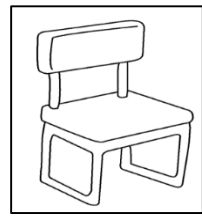
[Empty rectangular box for writing]

[A row of seven empty boxes for writing letters]



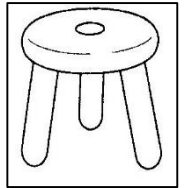
[Empty rectangular box for writing]

[A long row of ten empty boxes for writing letters]



[Empty rectangular box for writing]

[A row of five empty boxes for writing letters]



[Empty rectangular box for writing]

[A row of five empty boxes for writing letters]



[Empty rectangular box for writing]

[A row of six empty boxes for writing letters]

Ficha: El salón

Nombre: _____ fecha: _____

Palabras

1. _____
2. _____
3. _____
4. _____
5. _____
6. _____
7. _____

Oraciones

1. _____
2. _____


¿Qué haces en el salón?

Palabras Coladas

1. _____
2. _____
3. _____

Observaciones del docente

Estrellas logradas



Avances

Empty rounded rectangular box for recording progress.

Dificultades encontradas

Empty rounded rectangular box for recording difficulties encountered.

Sugerencias

Empty rounded rectangular box for recording suggestions.

Actividad 3: Palabras del sobre

silla

libros

maestra

pizarrón

dibujo

mochila

banco

Actividad 2

si ma tra

za ban la

di chi pi

bros jo

es rrón li

lla co

mo bu

Actividad 1

dibujo

mochila

banco



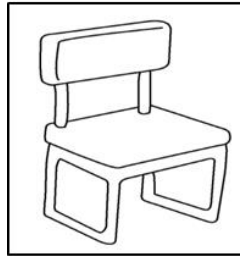
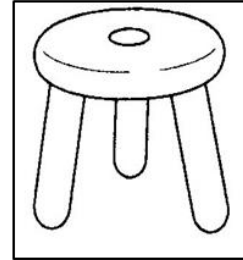

pizarrón

maestra

libros

silla

El salón



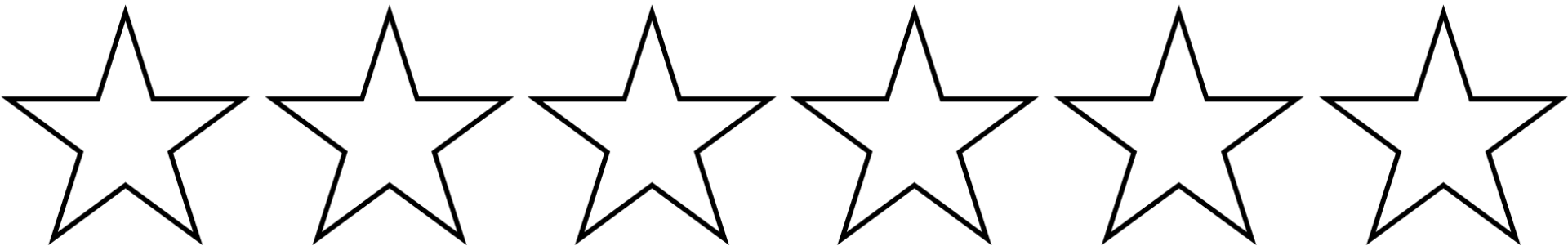
Divertimentos Memorama

Recortables 2

Recortables 3

Después de
terminar cada
actividad, pinta y
recorta una estrella.
Pégala en tu
trabajo.

a	a	a	a	a	a	b	b	b	c
c	d	d	e	e	f	f	g	g	h
h	i	i	i	i	i	j	j	k	k
l	l	l	l	m	m	n	n	ñ	ñ
o	o	o	o	ò	p	p	q	q	r
r	r	r	s	s	t	t	u	u	v
v	w	w	x	x	y	y	z	z	



La mochila

Diagnóstico

Nombre: _____ fecha: _____

Escribe las palabras que se te dicten:

1. _____

2. _____

3. _____

4. _____

5. _____

6. _____

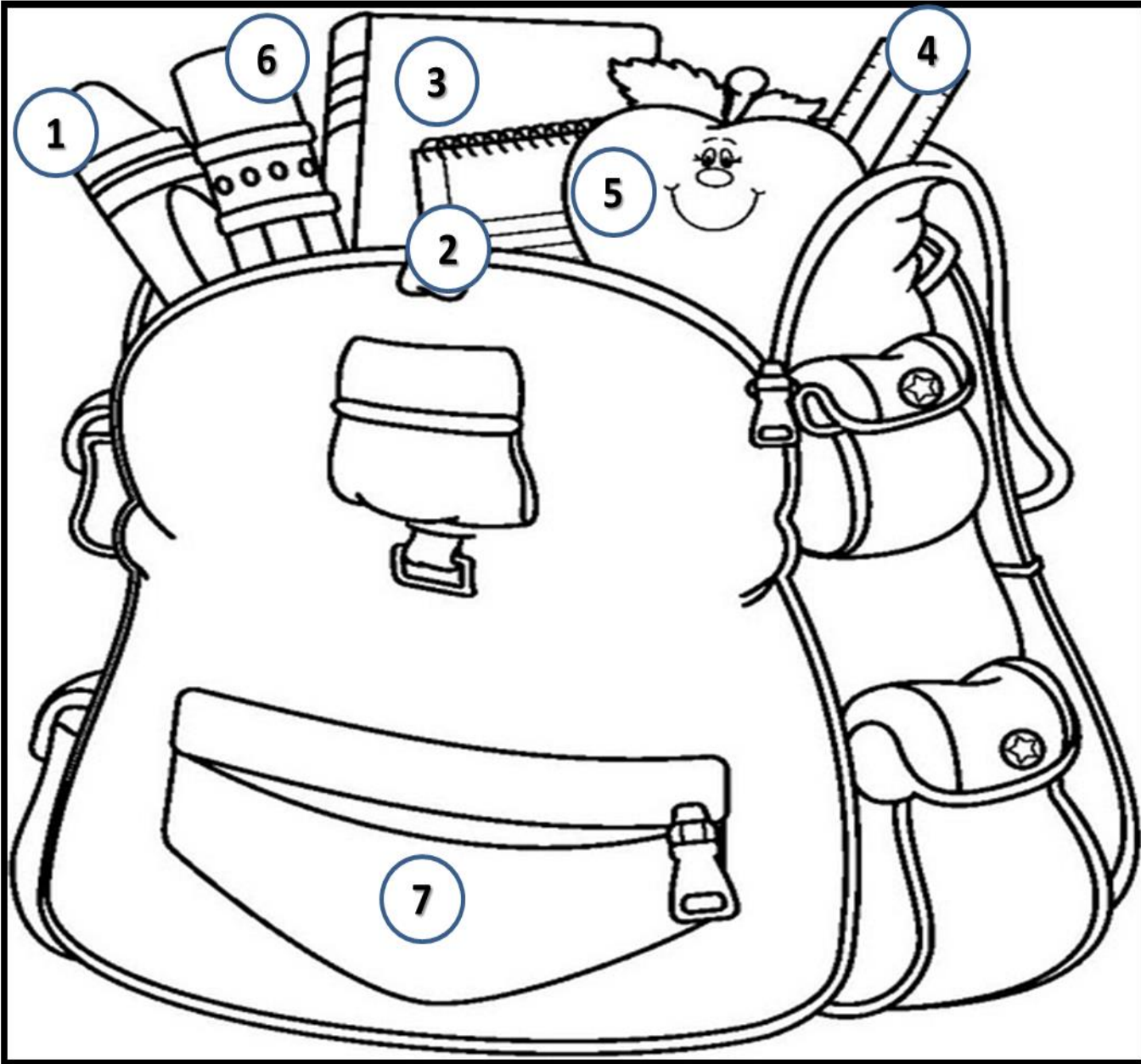
7. _____

La mochila

Actividad 1

Nombre: _____

fecha: _____



1.-

2.-

3.-

4.-

5.-

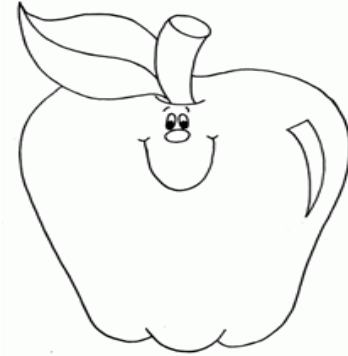
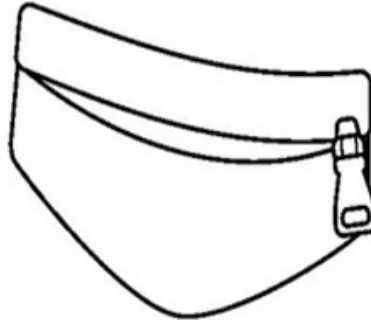
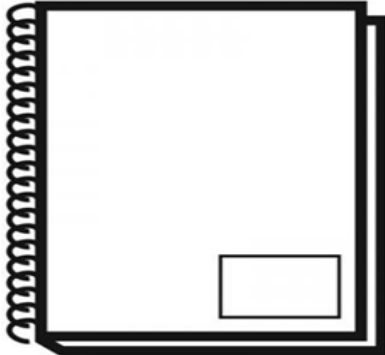


6.-

7.-

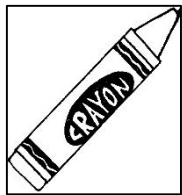
La mochila

Actividad 2

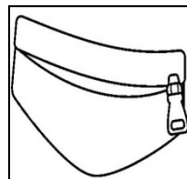
Nombre: _____ fecha: _____




Escribe un enunciado a cada dibujo, utiliza las palabras del sobre. Pinta las imágenes como tú sabes hacerlo.



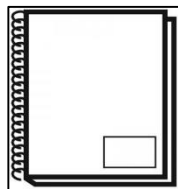
Handwriting practice lines consisting of a solid top line, a dashed middle line, and a solid bottom line.




Handwriting practice lines consisting of a solid top line, a dashed middle line, and a solid bottom line.



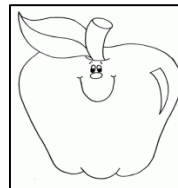
Handwriting practice lines consisting of a solid top line, a dashed middle line, and a solid bottom line.



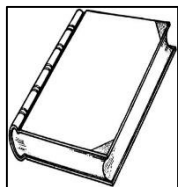
Handwriting practice lines consisting of a solid top line, a dashed middle line, and a solid bottom line.



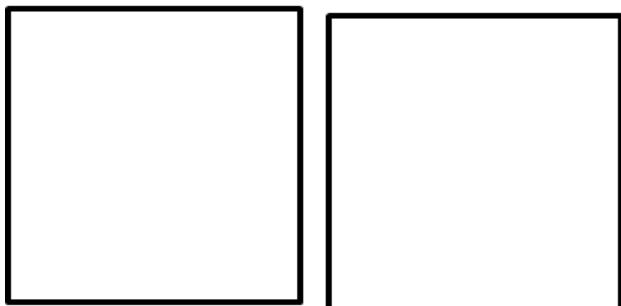
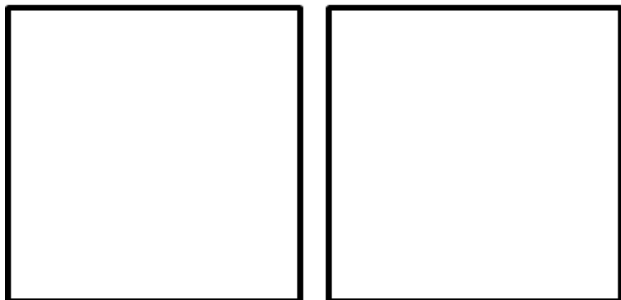
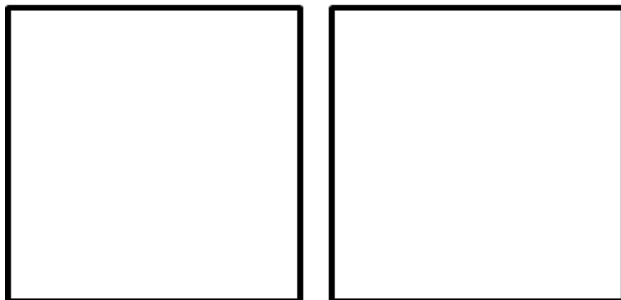
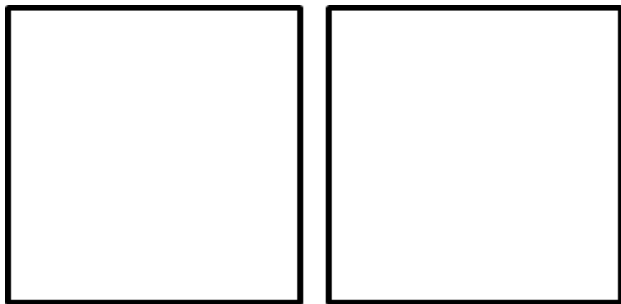
Handwriting practice lines consisting of a solid top line, a dashed middle line, and a solid bottom line.









Handwriting practice lines consisting of a solid top line, a dashed middle line, and a solid bottom line.



Handwriting practice lines consisting of a solid top line, a dashed middle line, and a solid bottom line.

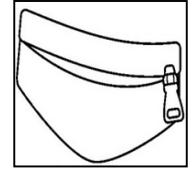


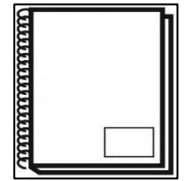
Pega tus pares del
memorama

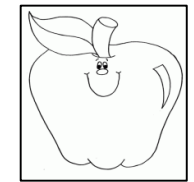



Encuentra las palabras escondidas y escríbelas debajo de su dibujo. Pinta como tú sabes hacerlo


f	f	x	c	r	a	y	ò	n	ñ
f	r	l	à	p	i	z	v	p	e
j	g	r	b	w	f	m	f	j	k
ñ	q	j	g	h	t	z	r	j	e
ñ	q	k	k	s	ñ	b	a	t	k
r	r	a	m	a	n	z	a	n	a
e	u	a	q	w	i	v	b	u	c
g	c	t	v	m	t	q	o	k	u
l	v	r	e	k	m	d	l	u	a
a	v	i	b	n	b	r	s	g	d
f	f	u	e	a	n	t	i	d	e
d	p	t	x	x	w	j	t	o	r
s	u	l	i	m	h	w	a	n	n
l	i	b	r	o	e	z	t	d	o
k	x	c	g	b	q	ñ	x	z	u




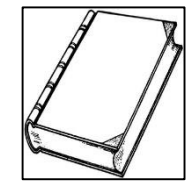












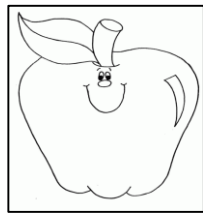
Busca en tu alfabeto móvil. Lee, construye y escribe. Pinta como tú sabes

Actividad 6



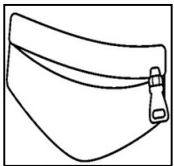
Empty rectangular box for writing the word 'crayon'.

Row of six empty boxes for writing the letters of 'crayon'.



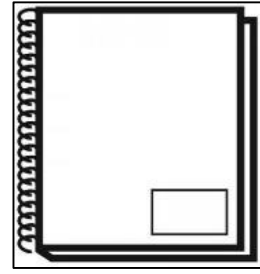
Empty rectangular box for writing the word 'apple'.

Row of seven empty boxes for writing the letters of 'apple'.




Empty rectangular box for writing the word 'zipper'.

Row of seven empty boxes for writing the letters of 'zipper'.



Empty rectangular box for writing the word 'notebook'.

Row of eight empty boxes for writing the letters of 'notebook'.




Empty rectangular box for writing the word 'pencil'.

Row of five empty boxes for writing the letters of 'pencil'.



Empty rectangular box for writing the word 'book'.

Row of five empty boxes for writing the letters of 'book'.



Empty rectangular box for writing the word 'ruler'.

Row of five empty boxes for writing the letters of 'ruler'.

Nombre: _____ fecha: _____

Palabras

1. _____
2. _____
3. _____
4. _____
5. _____
6. _____
7. _____

Oraciones

1. _____
2. _____


¿para qué te sirve la mochila?

Palabras Coladas

1. _____
2. _____
3. _____

Observaciones del docente

Estrellas logradas



Avances

Empty rounded rectangular box for recording progress.

Dificultades encontradas

Empty rounded rectangular box for recording difficulties encountered.

Sugerencias

Empty rounded rectangular box for recording suggestions.

Actividad 3: Palabras del sobre

libro

crayón

lápiz

cuaderno

regla

bolsita

manzana

Actividad 2

re Lá cra

li man cua

der bol gla

bro za no

yón piz

si na ta

Actividad 1

cuaderno

crayón

libro

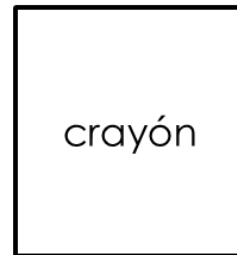
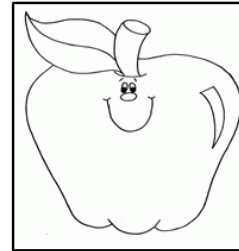
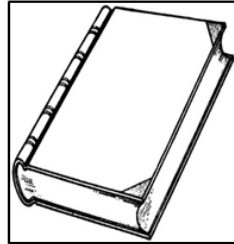
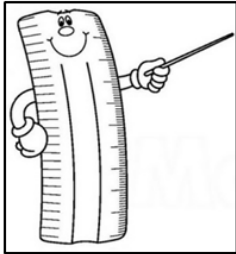
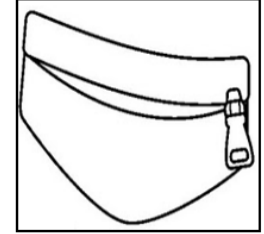
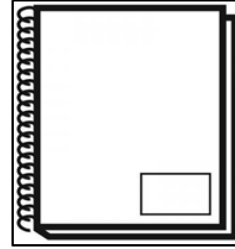


bolsita

manzana

Lápiz

regla

La mochila




Divertimentos Memorama

Recortables 2

Recortables 3

Después de
terminar cada
actividad, pinta y
recorta una estrella.
Pégala en tu
trabajo.

à	a	a	a	a	a	a	a	b	b
c	c	d	d	e	e	f	f	g	g
h	h	i	i	i	j	j	k	k	l
l	l	l	m	m	n	n	n	n	ñ
ñ	o	o	o	ò	p	p	q	q	r
r	r	r	s	s	t	t	u	u	v
v	w	w	x	x	y	y	z	z	



El recreo

Diagnóstico

Nombre: _____ fecha: _____

Escribe las palabras que se te dicten:

1. _____

2. _____

3. _____

4. _____

5. _____

6. _____

7. _____

El recreo

Actividad 1

Nombre: _____ Fecha: _____



1.-

2.-

3.-

4.-

5.-







6.-

7.-

El recreo


Actividad 2


Nombre: _____ fecha: _____




Escribe un enunciado a cada dibujo, utiliza las palabras del sobre. Pinta las imágenes como tú sabes hacerlo.






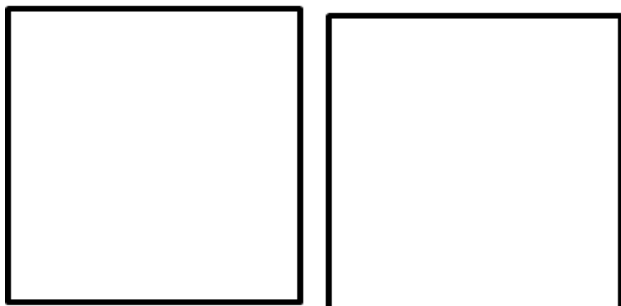
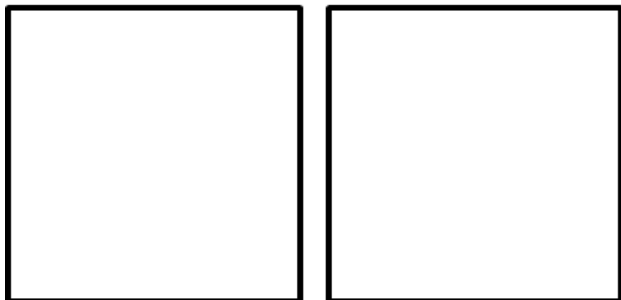
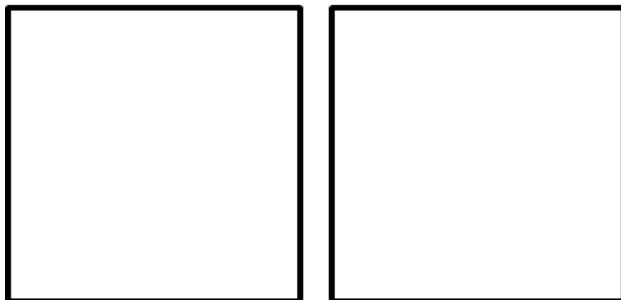
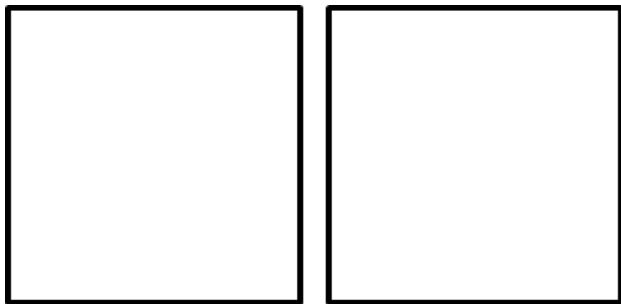



















Pega tus pares del
memorama




Actividad 5

Encuentra las palabras escondidas y escríbelas debajo de su dibujo. Pinta como tú sabes hacerlo

y	n	b	u	r	b	u	j	a	s
s	r	r	e	m	n	i	n	e	y
r	y	i	m	t	k	x	t	z	h
e	s	n	i	r	l	q	f	q	h
s	i	c	f	b	l	a	v	ñ	r
b	r	o	u	a	r	d	a	i	j
a	c	s	a	v	j	r	i	n	o
l	b	w	i	f	e	f	s	z	o
a	v	i	o	n	c	i	t	o	c
d	v	u	t	a	b	l	e	r	o
i	m	r	o	c	c	b	y	g	j
l	g	z	z	f	i	ñ	d	c	s
l	p	t	b	c	f	q	b	d	u
a	m	p	e	l	o	t	a	z	r
z	c	a	n	i	c	a	s	h	r

















Busca en tu alfabeto móvil. Lee, construye y escribe. Pinta como tú sabes

Actividad 6



Empty rectangular box for writing.



Empty rectangular box for writing.

Row of seven empty boxes for writing.


Row of thirteen empty boxes for writing.



Empty rectangular box for writing.



Empty rectangular box for writing.




Empty rectangular box for writing.


Row of seven empty boxes for writing.

Row of seven empty boxes for writing.

Row of eight empty boxes for writing.



Empty rectangular box for writing.



Empty rectangular box for writing.

Row of six empty boxes for writing.

Row of ten empty boxes for writing.

Ficha: el recreo

Nombre: _____ fecha: _____

Palabras

1. _____
2. _____
3. _____
4. _____
5. _____
6. _____
7. _____

Oraciones

1. _____
2. _____


¿a qué juegas en el recreo?

Palabras Coladas

1. _____
2. _____
3. _____

Observaciones del docente

Estrellas logradas



Avances

Empty rounded rectangular box for recording progress.

Dificultades encontradas

Empty rounded rectangular box for recording difficulties encountered.

Sugerencias

Empty rounded rectangular box for recording suggestions.

Recortables 1

Actividad 3: Palabras del sobre

resbaladilla

pelota

brincos

avioncito

burbujas

tablero

canicas

Actividad 2

ba
lla
ble
ni
bu
vion
pe

ci
ro
cas
jas
ta
bur
a
res

cos
di
ta
ca
to
la
lo
brin

Actividad 1

canicas

avioncito

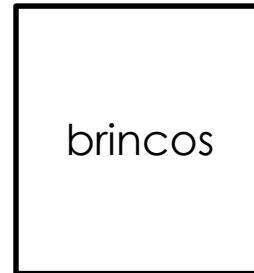




pelota

tablero

burbujas

brincos

resbaladilla



Divertimentos Memorama




Recortables 2

Recortables 3

Alfabeto móvil para la actividad 6

a	a	a	a	a	a	a	a	a	b
b	b	b	b	c	c	c	c	d	d
e	e	e	f	f	g	g	h	h	i
i	i	i	i	j	j	k	k	l	l
l	l	l	m	m	n	n	n	o	o
o	o	o	p	p	q	q	r	r	r
r	s	s	s	s	t	t	t	u	u
u	v	v	w	w	x	x	y	y	z

Después de terminar cada actividad, pinta y recorta una estrella. Pégala en tu trabajo.



El mercado

Diagnóstico

Nombre: _____ fecha: _____

Escribe las palabras que se te dicten:

1. _____

2. _____

3. _____

4. _____

5. _____

6. _____

7. _____

El mercado

Nombre: _____ fecha: _____



1.-

2.-

3.-

4.-

5.-

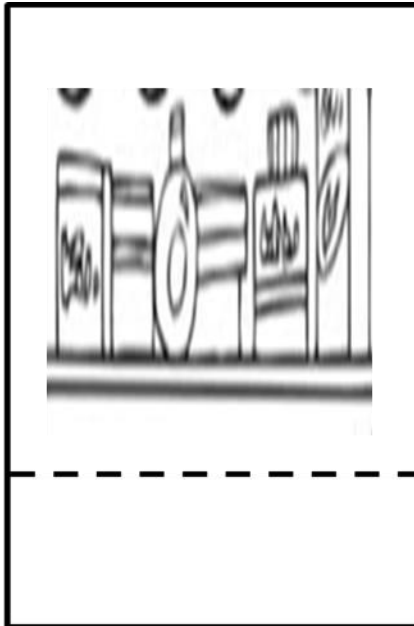

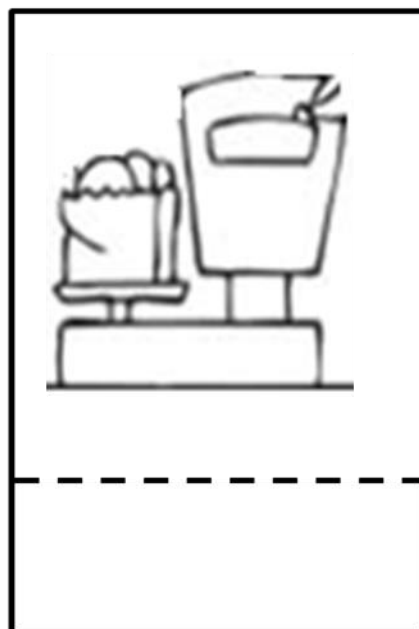

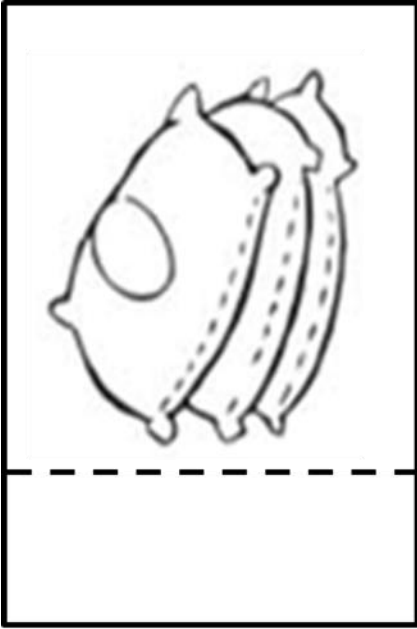
6.-

7.-

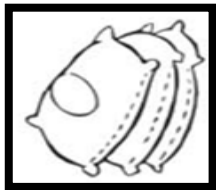
El mercado

Actividad 2

Nombre: _____ fecha: _____




Escribe un enunciado a cada dibujo, utiliza las palabras del sobre. Pinta las imágenes como tú sabes hacerlo.






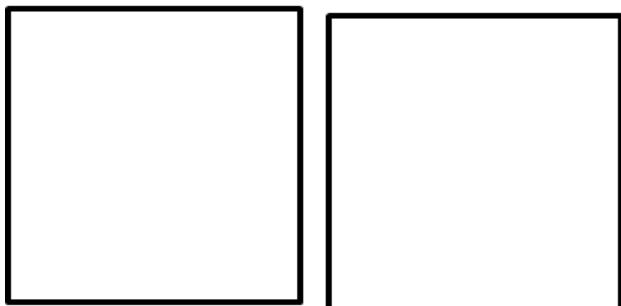
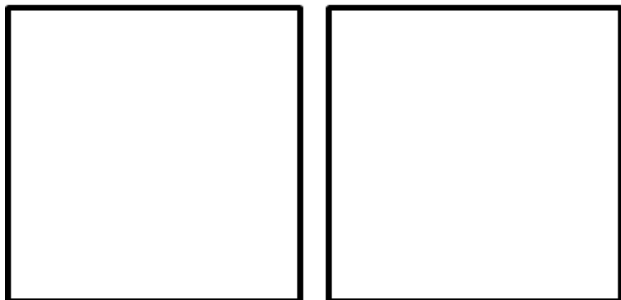
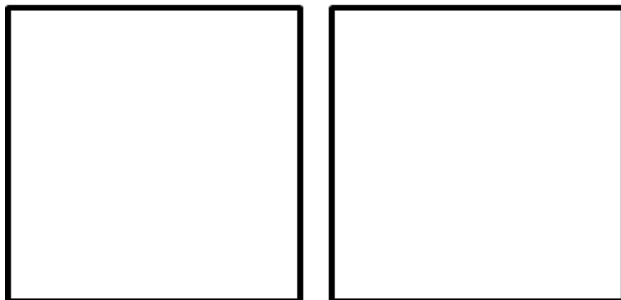
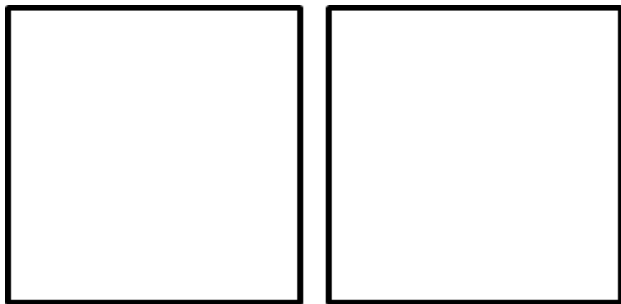



















Pega tus pares del
memorama



Actividad 5

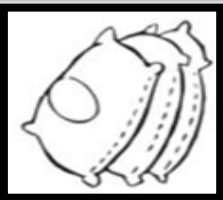
Encuentra las palabras escondidas y escríbelas debajo de su dibujo. Pinta como tú sabes hacerlo


v	z	k	e	s	a	p	q	z	s
i	y	b	i	r	i	l	k	b	z
x	s	f	m	o	l	a	ñ	v	z
j	k	h	q	d	i	t	i	a	g
q	t	a	n	e	m	a	v	d	n
o	h	r	h	d	a	n	s	f	j
c	y	i	w	n	f	o	o	d	l
r	t	n	u	e	w	u	t	d	s
j	b	a	x	v	t	d	c	ñ	r
k	w	a	c	n	o	g	u	i	b
a	h	l	s	q	f	b	d	u	ñ
t	r	g	p	c	r	m	o	l	n
s	o	x	c	u	u	g	r	i	a
m	q	z	i	q	t	l	p	l	j
y	l	s	y	o	a	m	a	d	t
















Nombre: _____ fecha: _____

Palabras

1. _____
2. _____
3. _____
4. _____
5. _____
6. _____
7. _____

Oraciones

1. _____
2. _____


¿Te gusta ir al mercado? ¿Por qué?

Palabras Coladas

1. _____
2. _____
3. _____

Observaciones del docente

Estrellas logradas



Avances

A large, empty rounded rectangular box with a black border, intended for recording observations of progress.

Dificultades encontradas

A large, empty rounded rectangular box with a black border, intended for recording difficulties encountered.

Sugerencias

A large, empty rounded rectangular box with a black border, intended for recording suggestions.

Actividad 3: Palabras del sobre

fruta

báscula

vendedor

productos

familia

plátano

harina

Actividad 2

ha fru

bás plá fa

ven pro ta

cu mi duc

lia ta de

dor tos ri

no la na

Actividad 1

productos

familia

vendedor




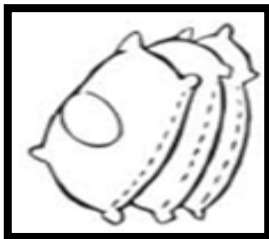
plátano

báscula

harina

fruta

El mercado



productos

vendedor

fruta

báscula

plátano

familia


harina

Divertimentos Memorama

Recortables 3

Después de
terminar cada
actividad, pinta y
recorta una estrella.
Pégala en tu
trabajo.

a	a	a	a	a	a	a	à	à	b
b	c	c	d	d	d	e	e	f	f
g	g	h	h	i	i	i	j	j	k
k	l	l	l	m	m	n	n	n	o
o	o	o	p	p	q	q	r	r	r
r	s	s	t	t	t	u	u	u	v
v	w	w	x	x	y	y	z	z	



La dulcería

Diagnóstico

Nombre: _____ fecha: _____

Escribe las palabras que se te dicten:

1. _____

2. _____

3. _____

4. _____

5. _____


6. _____

7. _____

La dulcería

Nombre: _____

fecha: _____



1.-

2.-

3.-

4.-

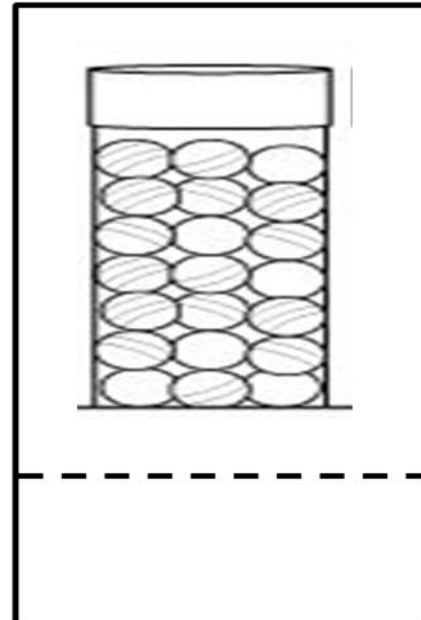


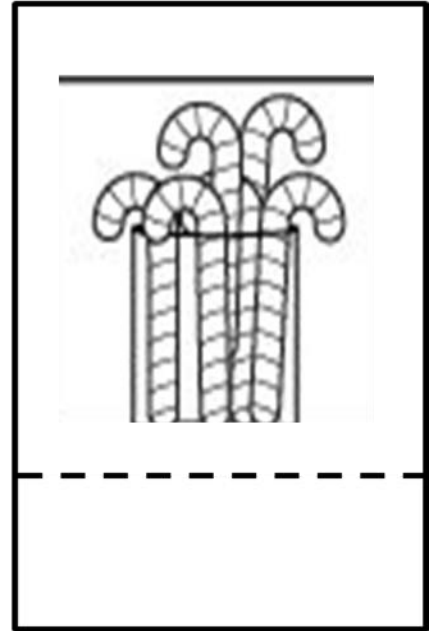
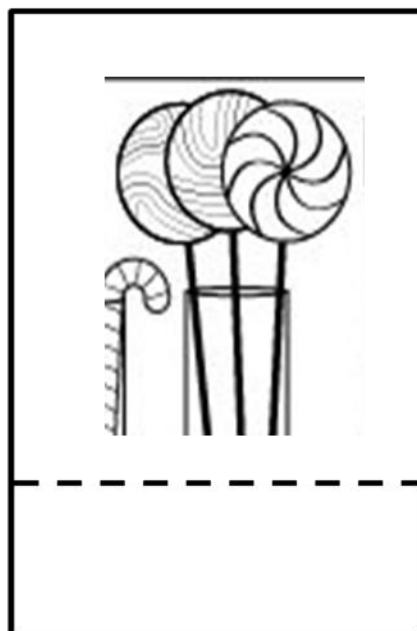
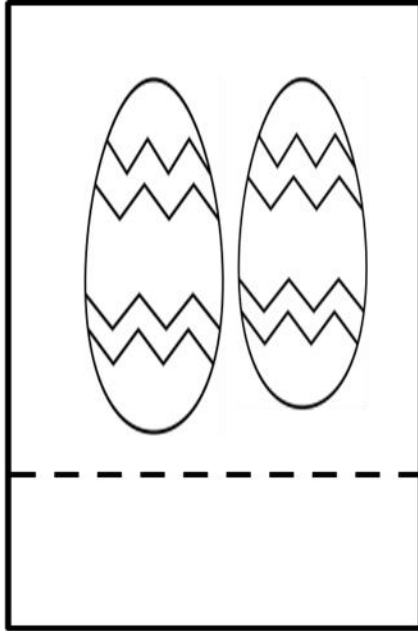
5.-

6.-

7.-


El mercado

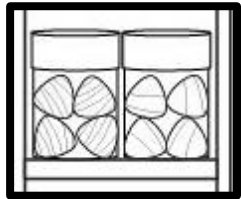
Nombre: _____ fecha: _____

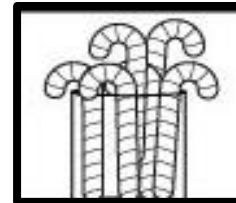


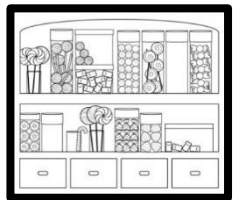
Escribe un enunciado a cada dibujo, utiliza las palabras del sobre. Pinta las imágenes como tú sabes hacerlo.




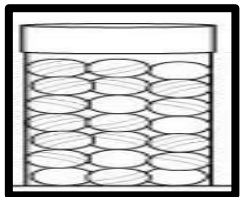


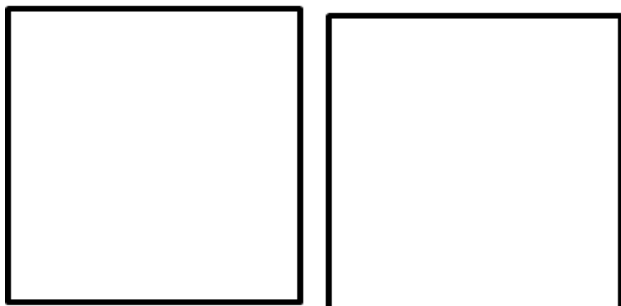
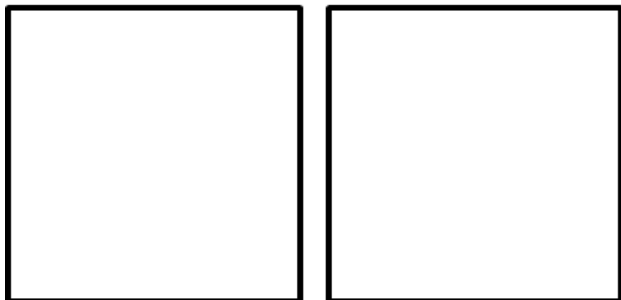
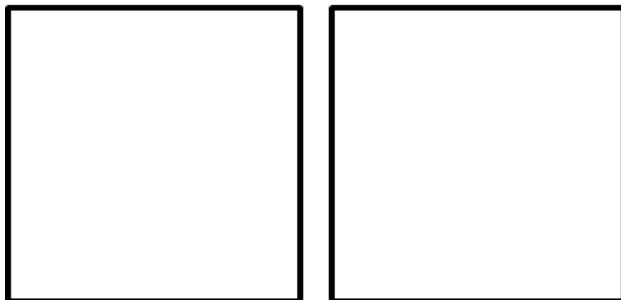
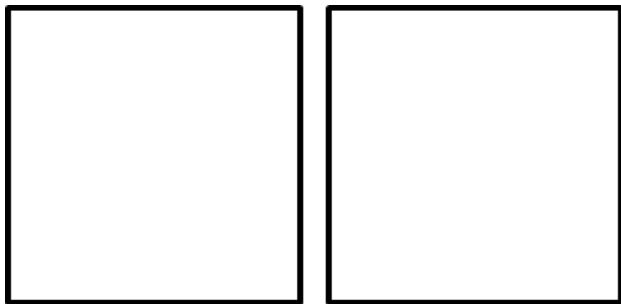


















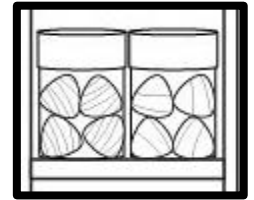
Pega tus pares del
memorama

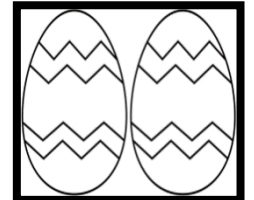


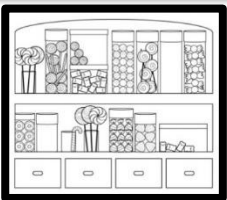
Encuentra las palabras escondidas y escríbelas debajo de su dibujo. Pinta como tú sabes hacerlo

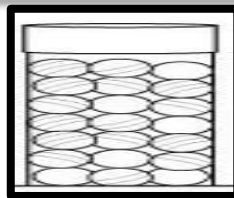
p	h	u	e	v	i	t	o	s	h
x	l	ñ	n	b	e	r	v	q	n
x	a	u	o	d	t	h	c	l	o
c	h	o	o	l	n	v	ñ	e	b
a	h	ñ	a	q	a	l	l	j	m
d	t	i	v	w	t	y	u	y	o
n	p	e	c	t	s	g	p	m	b
m	c	b	l	l	e	p	r	w	m
e	a	l	u	a	e	f	f	u	r
k	s	z	k	r	p	g	q	k	v
c	n	e	a	j	f	s	n	e	b
y	q	u	f	p	v	m	b	o	x
h	j	p	t	i	a	x	t	t	h
y	d	r	b	t	u	n	f	d	u
k	u	c	a	r	a	m	e	l	o



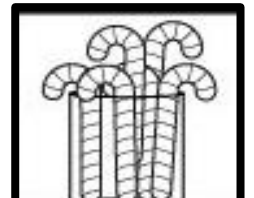








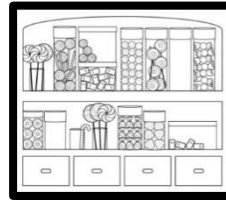






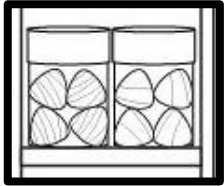
Blank rectangular box for writing the word.

--	--	--	--	--	--	--	--



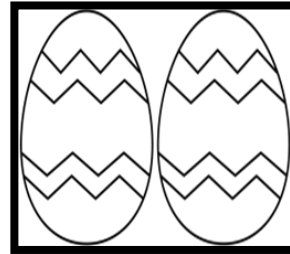
Blank rectangular box for writing the word.

--	--	--	--	--	--	--	--



Blank rectangular box for writing the word.

--	--	--	--	--	--	--	--



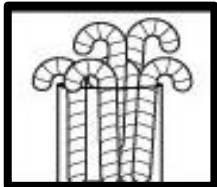
Blank rectangular box for writing the word.

--	--	--	--	--	--	--	--



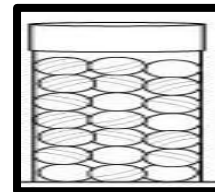
Blank rectangular box for writing the word.

--	--	--	--	--	--	--	--



Blank rectangular box for writing the word.

--	--	--	--	--	--	--	--



Blank rectangular box for writing the word.

--	--	--	--	--	--	--	--

Nombre: _____ fecha: _____

Palabras

1. _____
2. _____
3. _____
4. _____
5. _____
6. _____
7. _____

Oraciones

1. _____
2. _____


¿Cuál es tu dulce favorito?

Palabras Coladas

1. _____
2. _____
3. _____

Observaciones del docente

Estrellas logradas



Avances

Empty rounded rectangular box for recording progress.

Dificultades encontradas

Empty rounded rectangular box for recording difficulties encountered.

Sugerencias

Empty rounded rectangular box for recording suggestions.

Actividad 3: Palabras del sobre

caramelo

chicle

bombón

mazapán

paleta

huevitos

estante

Actividad 2

pa cle

ma hue

pán te me

ca es bom

le tos lo

chi za vi

tas ra

tan bón

Actividad 1

paletas

huevitos

estante

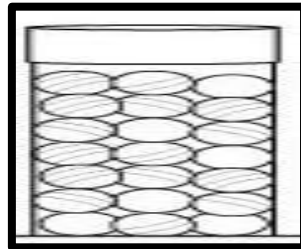
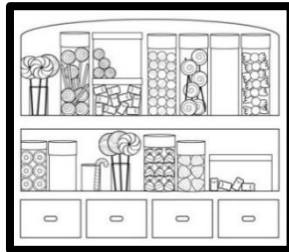
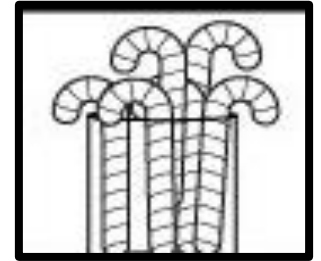

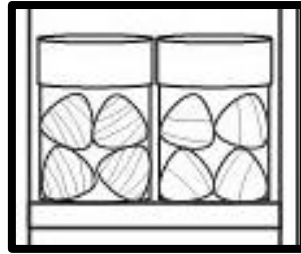
bombón

mazapán

chicle

caramelo

La dulcería




Divertimentos Memorama

Recortables 3

Después de
terminar cada
actividad, pinta y
recorta una estrella.
Pégala en tu
trabajo.

a	a	a	a	a	a	a	a	b	b
c	c	c	d	d	e	e	e	e	e
e	f	f	g	g	h	h	i	i	j
j	k	k	l	l	l	m	m	m	n
n	n	o	o	o	o	p	p	q	q
r	r	s	s	t	t	t	t	u	u
v	v	w	w	x	x	y	y	z	z



El parque

Diagnóstico

Nombre: _____ fecha: _____

Escribe las palabras que se te dicten:

1. _____

2. _____

3. _____

4. _____


5. _____

6. _____

7. _____

El parque

Nombre: _____ fecha: _____



1.-

2.-

3.-

4.-

5.-

6.-





7.-

Blank dashed lines for writing answers.

El parque

Actividad 2

Nombre: _____ fecha: _____




Escribe un enunciado a cada dibujo, utiliza las palabras del sobre. Pinta las imágenes como tú sabes hacerlo.






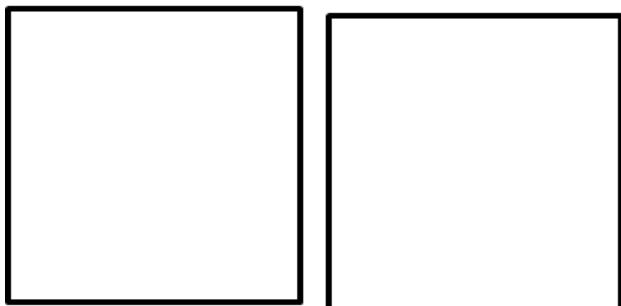
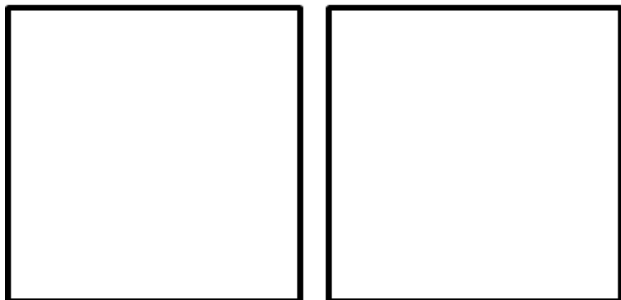
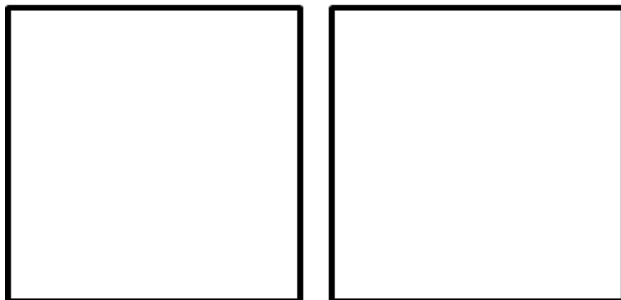
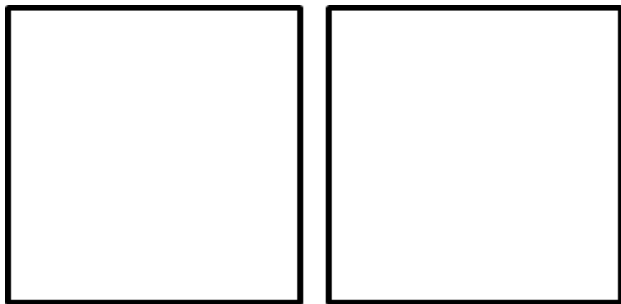


















Pega tus pares del
memorama

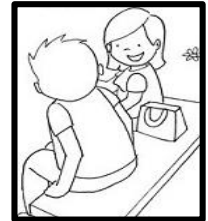



Encuentra las palabras escondidas y escríbelas debajo de su dibujo. Pinta como tú sabes hacerlo

v	i	e	a	t	a	s	g	l	j
a	m	o	y	a	m	i	g	o	s
a	r	s	p	z	y	t	v	d	l
r	e	r	r	k	k	y	z	b	j
e	s	v	j	d	o	m	ñ	w	a
n	b	i	b	a	c	a	l	w	r
e	a	l	m	t	o	e	q	h	d
r	l	m	j	m	l	j	y	w	i
o	a	x	g	d	u	e	n	p	n
s	d	ñ	h	x	m	r	d	g	n
d	i	w	e	m	p	c	z	u	c
n	l	f	l	l	i	b	r	o	v
p	l	j	a	p	o	b	s	k	s
t	a	d	d	t	s	ñ	l	q	m
p	f	t	o	f	x	y	v	e	b



















Blank rectangular box for writing.

Row of 10 empty boxes for letter selection.



Blank rectangular box for writing.

Row of 10 empty boxes for letter selection.




Blank rectangular box for writing.

Row of 10 empty boxes for letter selection.




Blank rectangular box for writing.



Blank rectangular box for writing.


Row of 10 empty boxes for letter selection.

Long row of 15 empty boxes for letter selection.



Blank rectangular box for writing.

Row of 10 empty boxes for letter selection.



Blank rectangular box for writing.

Row of 10 empty boxes for letter selection.

Nombre: _____ fecha: _____

Palabras

1. _____
2. _____
3. _____
4. _____
5. _____
6. _____
7. _____

Oraciones

1. _____
2. _____


¿Qué percibes en el parque?

Palabras Coladas

1. _____
2. _____
3. _____

Observaciones del docente

Estrellas logradas



Avances

A large, empty rounded rectangular box with a black border, intended for recording observations of progress.

Dificultades encontradas

A large, empty rounded rectangular box with a black border, intended for recording difficulties encountered.

Sugerencias

A large, empty rounded rectangular box with a black border, intended for recording suggestions.

Actividad 3: Palabras del sobre

helado

resbaladilla

amigos

jardín

arenero

columpios

Libro

Actividad 2

he jar co

res a li

dín lum ba

mi bro a

do pios la

lla ro re di

gos ne la

Actividad 1

resbaladilla

jardín

amigos




helado

columpios

arenero

libro

El parque




Divertimentos Memorama

Recortables 3

Después de
terminar cada
actividad, pinta y
recorta una estrella.
Pégala en tu
trabajo.

a	a	a	a	a	a	a	b	b	c
c	d	d	e	e	e	e	f	f	g
g	h	h	i	i	i	i	ì	j	j
k	k	l	l	l	l	l	l	m	m
n	n	ñ	ñ	o	o	o	o	o	o
p	p	q	q	r	r	r	r	r	s
s	s	t	t	u	u	v	v	w	w
x	x	y	y	z	z				



La biblioteca pública

Diagnóstico

Nombre: _____ fecha: _____

Escribe las palabras que se te dicten:

1. _____

2. _____

3. _____

4. _____

5. _____

6. _____

7. _____

La biblioteca pública

Nombre: _____ fecha: _____



1.-

2.-

3.-

4.-

5.-




6.-

7.-

El mercado


Actividad 2

Nombre: _____ fecha: _____




Escribe un enunciado a cada dibujo, utiliza las palabras del sobre. Pinta las imágenes como tú sabes hacerlo.






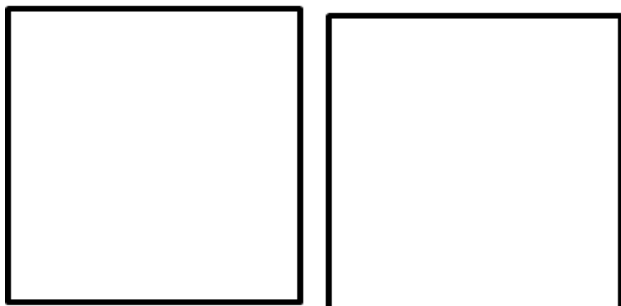
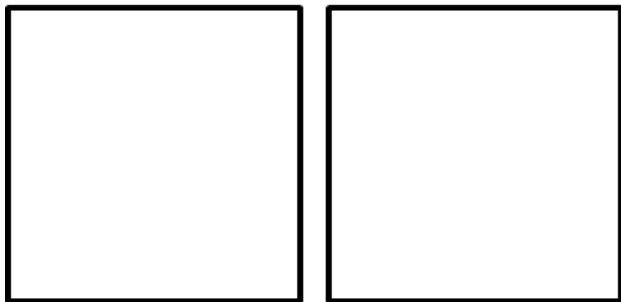
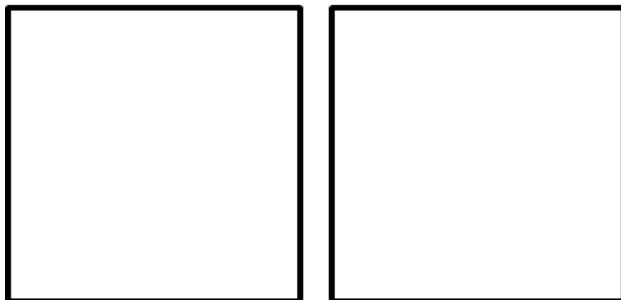
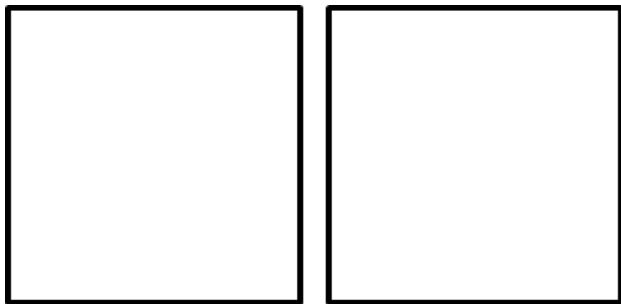



















Pega tus pares del
memorama

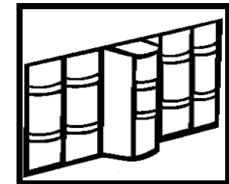


Encuentra las palabras escondidas y escríbelas debajo de su dibujo. Pinta como tú sabes hacerlo

b	y	ñ	e	g	u	q	k	j	g
z	d	s	o	t	n	e	u	c	o
o	e	a	q	o	v	l	f	ñ	u
l	s	t	m	i	ñ	p	w	v	u
v	o	s	i	c	l	i	n	p	s
b	r	i	a	n	t	y	h	d	l
t	b	v	m	e	a	f	w	a	l
h	i	e	w	l	e	m	i	k	o
q	l	r	k	i	h	z	c	b	q
i	b	e	v	s	n	g	v	e	p
l	i	b	r	e	r	o	t	u	ñ
b	g	p	d	h	d	i	b	e	p
t	ñ	e	y	i	a	t	n	c	q
e	r	r	m	z	b	l	p	g	m
c	l	t	c	o	m	d	m	y	z



















--



--

--	--	--	--	--	--	--	--

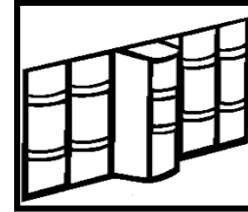
--	--	--	--	--	--	--	--



--



--




--

--	--	--	--	--	--

--	--	--	--	--	--

--	--	--	--	--	--	--	--	--	--	--	--	--



--



--

--	--	--	--	--	--	--	--

--	--	--	--	--	--	--	--

Dictado de Palabras
Ficha: la biblioteca pública

Nombre: _____ fecha: _____

Palabras

1. _____
2. _____
3. _____
4. _____
5. _____
6. _____
7. _____

Oraciones

1. _____
2. _____


Comenta tu cuento favorito

Palabras Coladas

1. _____
2. _____
3. _____

Observaciones del docente

Estrellas logradas



Avances

Empty rounded rectangular box for recording progress.

Dificultades encontradas

Empty rounded rectangular box for recording difficulties encountered.

Sugerencias

Empty rounded rectangular box for recording suggestions.

Actividad 3: Palabras del sobre

revistas

libros

cuento

bibliotecaria

credencial

silencio

librero

Actividad 2

re cre li

li ria tas

cuen bi

si cial ca

den bre

bros to

ro cio te

len blio vis

Actividad 1

librero

silencio

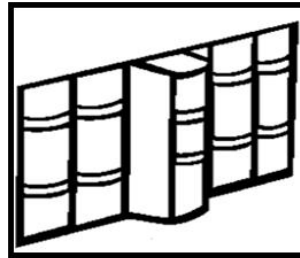


credencial

bibliotecaria

cuento

libros

revistas



revistas

libros

cuento

bibliotecaria

credencial

silencio

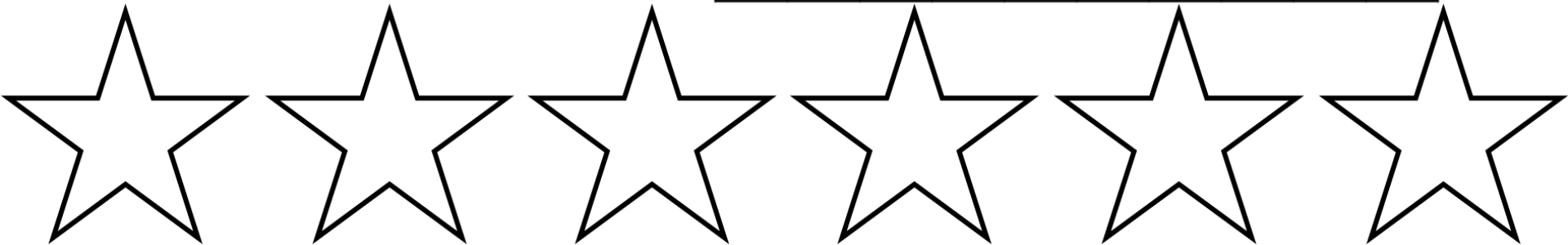
librero

Divertimentos Memorama

Recortables 3

Después de
terminar cada
actividad, pinta y
recorta una estrella.
Pégala en tu
trabajo.

a	a	a	a	b	b	b	b	c	c
c	c	c	d	d	e	e	e	e	e
e	e	f	f	g	g	h	h	i	i
i	i	i	i	i	i	i	j	j	k
k	l	l	l	l	l	m	m	n	n
n	ñ	ñ	o	o	o	o	o	p	p
q	q	r	r	r	r	r	r	s	s
s	t	t	t	u	u	v	v	w	w
x	x	y	y	z	z				



La feria

Diagnóstico

Nombre: _____ fecha: _____

Escribe las palabras que se te dicten:

1. _____

2. _____

3. _____

4. _____

5. _____


6. _____

7. _____

La feria

Actividad 1

Nombre: _____ fecha: _____



1.-

2.-

3.-

4.-

5.-

6.-

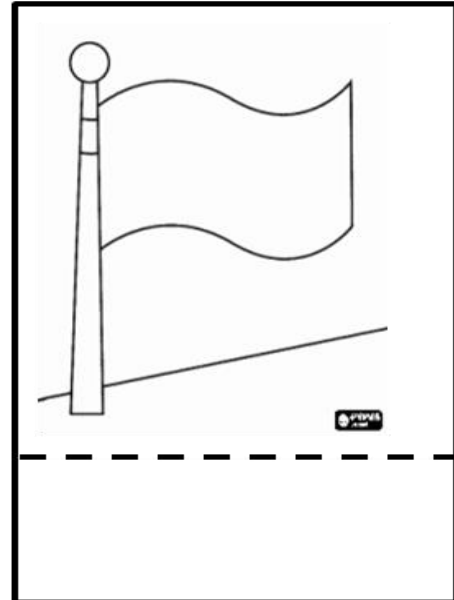





7.-

A vertical column of seven dashed rectangular boxes, each corresponding to a number from 1 to 7 on the left. These boxes are intended for students to write the names of the objects or people they have identified in the fairground illustration.


La feria

Actividad 2

Nombre: _____ fecha: _____



Escribe un enunciado a cada dibujo, utiliza las palabras del sobre. Pinta las imágenes como tú sabes hacerlo.

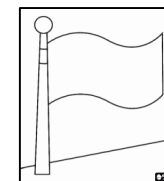




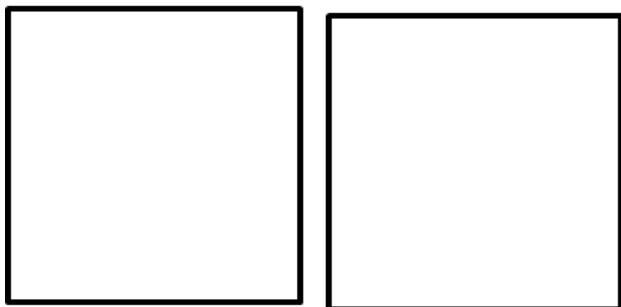
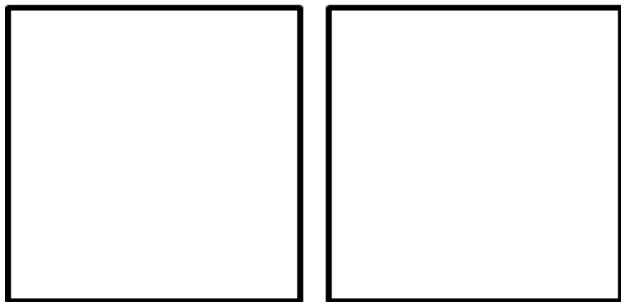
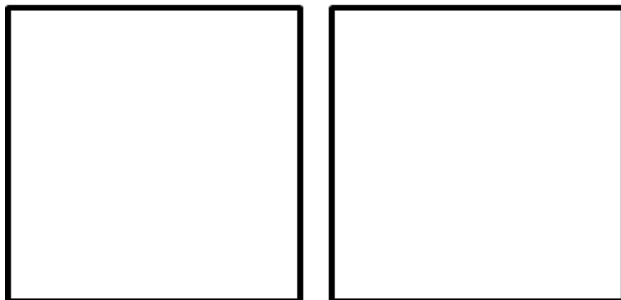
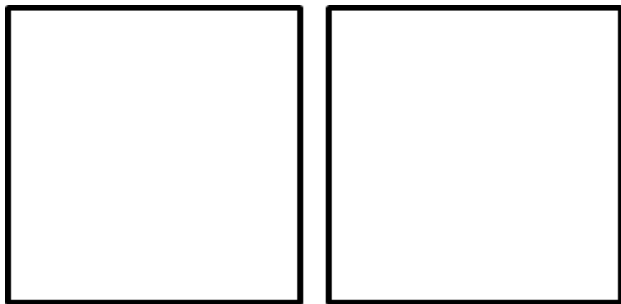


















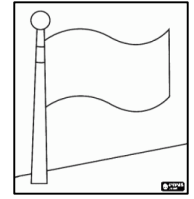
Pega tus pares del
memorama



Actividad 5


Encuentra las palabras escondidas y escríbelas debajo de su dibujo. Pinta como tú sabes hacerlo

m	h	w	p	z	x	j	j	z	p
j	y	m	g	e	q	z	ñ	v	y
h	d	a	z	q	k	i	c	s	r
s	f	d	b	q	r	i	a	a	b
j	a	u	u	m	n	n	r	p	a
e	n	c	a	c	u	f	r	r	n
q	t	a	k	a	z	a	i	e	d
m	a	n	f	l	r	m	t	m	e
e	s	a	i	g	s	i	o	i	r
t	m	s	r	o	l	l	a	o	i
c	a	t	x	d	k	i	j	w	n
ñ	q	i	p	ò	x	a	o	o	i
a	x	l	ñ	n	y	h	s	t	s
l	p	l	v	k	f	f	g	h	b
w	q	a	l	m	w	q	t	f	i
















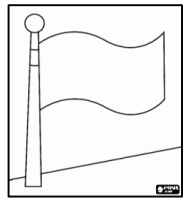
Busca en tu alfabeto móvil. Lee, construye y escribe. Pinta como tú sabes

Actividad 6



Empty rectangular box for writing the word.

Row of seven empty boxes for writing the letters of the word.




Empty rectangular box for writing the word.

Row of eight empty boxes for writing the letters of the word.



Empty rectangular box for writing the word.

Row of six empty boxes for writing the letters of the word.



Empty rectangular box for writing the word.



Empty rectangular box for writing the word.

Row of seven empty boxes for writing the letters of the word.

Row of ten empty boxes for writing the letters of the word.



Empty rectangular box for writing the word.

Row of seven empty boxes for writing the letters of the word.



Empty rectangular box for writing the word.

Row of eight empty boxes for writing the letters of the word.

Ficha: la feria

Nombre: _____ fecha: _____

Palabras

1. _____
2. _____
3. _____
4. _____
5. _____
6. _____
7. _____

Oraciones

1. _____
2. _____


¿cómo te diviertes en la feria?

Palabras Coladas

1. _____
2. _____
3. _____

Observaciones del docente

Estrellas logradas



Avances

Empty rounded rectangular box for recording progress.

Dificultades encontradas

Empty rounded rectangular box for recording difficulties encountered.

Sugerencias

Empty rounded rectangular box for recording suggestions.

Actividad 3: Palabras del sobre

premio

algodón

familia

fantasma

banderín

carrito

canastilla

Actividad 2

al fa fan

ca ca ban

mio rín to

lla ma lia

go mi tas

nas rri de

pre dón ti

Actividad 1

premio

banderín

carrito


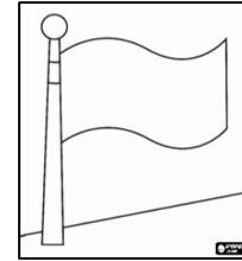


canastilla

fantasma

familia

algodón

La feria



algodón

familia

fantasma

canastilla

carrito

banderín

premio


Divertimentos Memorama

Recortables 2

Recortables 3

Después de
terminar cada
actividad, pinta y
recorta una estrella.
Pégala en tu
trabajo.

a	a	a	a	a	a	a	a	a	a
a	b	b	c	c	d	d	e	e	f
f	g	g	h	h	i	i	i	i	i
i	j	j	k	k	l	l	l	l	m
m	m	n	n	n	n	n	o	o	o
o	p	p	q	q	r	r	r	r	s
s	t	t	t	u	u	v	v	w	w
x	x	y	y	z	z				



La juguetería

Diagnóstico

Nombre: _____ fecha: _____

Escribe las palabras que se te dicten:

1. _____

2. _____

3. _____

4. _____


5. _____

6. _____

7. _____

La juguetería

Nombre: _____ fecha: _____



1.-

2.-

3.-

4.-

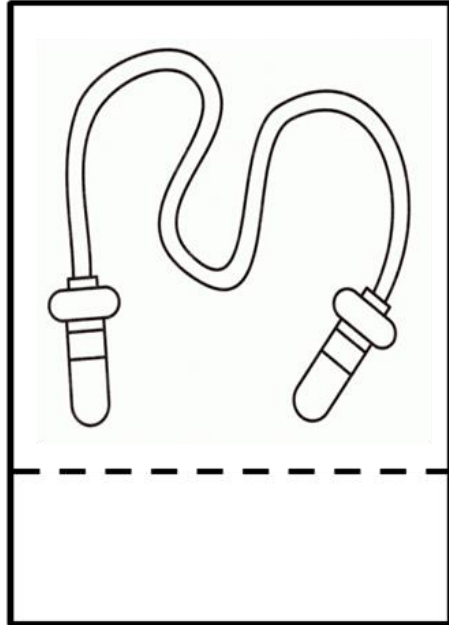


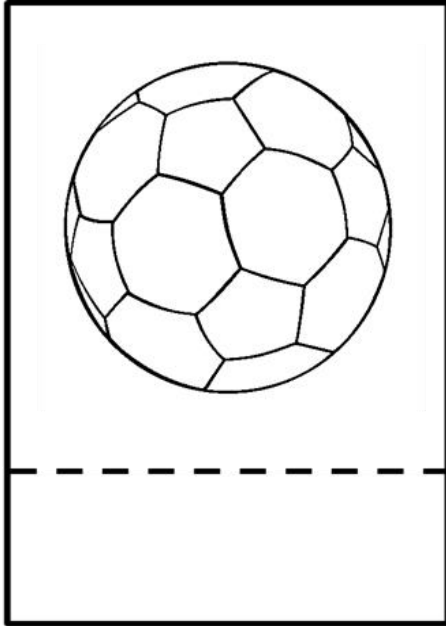
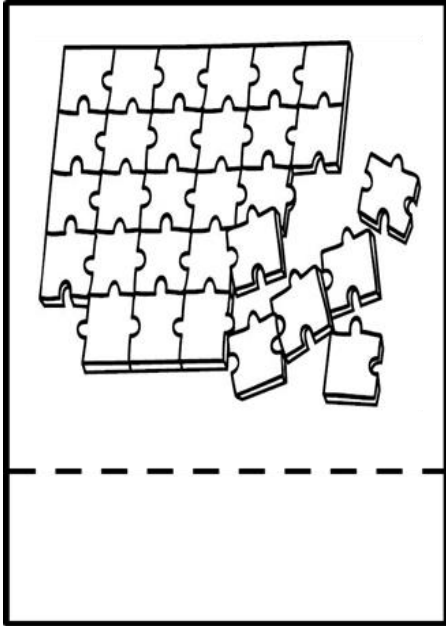
5.-

6.-


7.-


El mercado

Nombre: _____ fecha: _____

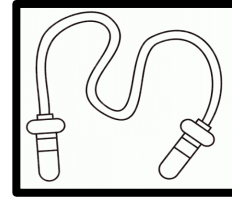


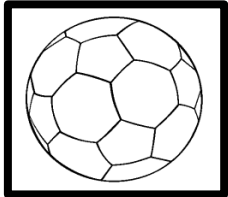
Escribe un enunciado a cada dibujo, utiliza las palabras del sobre. Pinta las imágenes como tú sabes hacerlo.







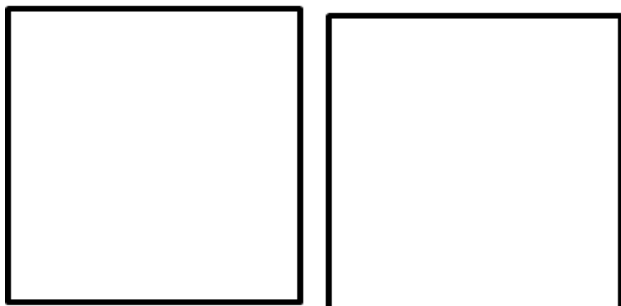
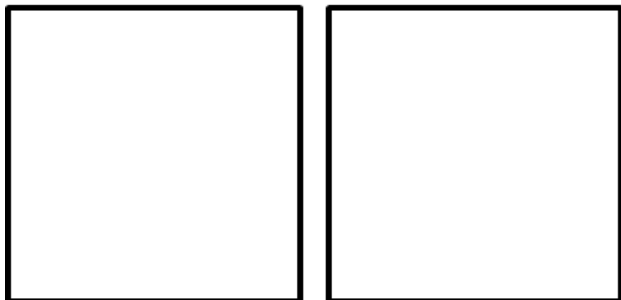
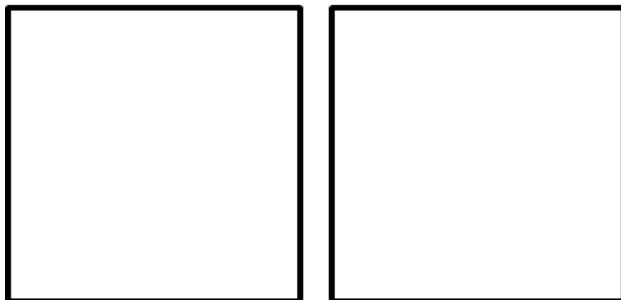
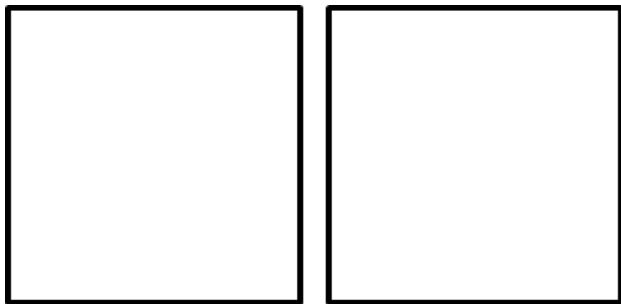
















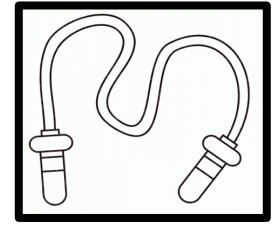



Pega tus pares del
memorama





Encuentra las palabras escondidas y escríbelas debajo de su dibujo. Pinta como tú sabes hacerlo

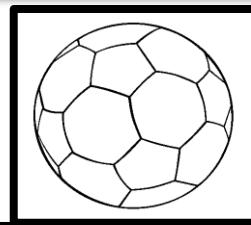
p	l	f	k	u	v	u	x	g	c
f	i	f	b	a	l	i	e	a	d
y	d	y	h	c	u	e	r	d	a
z	z	d	y	a	i	d	o	x	v
u	b	y	b	c	p	o	m	m	ñ
e	q	d	i	e	s	n	p	ñ	z
z	ñ	n	c	ñ	o	v	e	u	y
g	b	ò	i	u	l	g	c	z	o
m	o	l	c	m	d	d	a	n	a
t	h	a	l	m	a	l	b	ñ	x
o	f	b	e	g	d	q	e	y	e
i	e	u	t	ñ	o	c	z	v	c
i	j	l	a	t	c	a	a	g	k
s	v	s	u	x	m	p	s	o	d
z	k	z	k	t	r	o	m	p	o










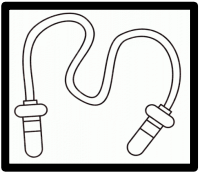






Busca en tu alfabeto móvil. Lee, construye y escribe. Pinta como tú sabes

Actividad 6



--	--	--	--	--	--

--	--	--	--	--	--




--	--	--	--	--	--	--	--	--	--

--	--	--	--	--	--	--	--	--	--	--	--	--

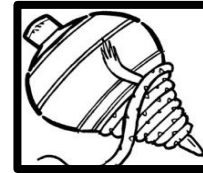


--	--	--	--	--	--

--	--	--	--	--	--



--	--	--	--	--	--



--	--	--	--	--	--

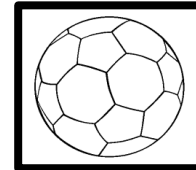
--	--	--	--	--	--

--	--	--	--	--	--	--	--	--	--	--	--	--



--	--	--	--	--	--	--	--	--	--	--	--	--

--	--	--	--	--	--	--	--	--	--	--	--	--



--	--	--	--	--	--

--	--	--	--	--	--

Nombre: _____ fecha: _____

Palabras

1. _____
2. _____
3. _____
4. _____
5. _____
6. _____
7. _____

Oraciones

1. _____
2. _____


Palabras Coladas

1. _____
2. _____
3. _____

Describe a qué juegas con tu mejor amigo

Observaciones del docente

Estrellas logradas



Avances

Empty rounded rectangular box for recording progress.

Dificultades encontradas

Empty rounded rectangular box for recording difficulties encountered.

Sugerencias

Empty rounded rectangular box for recording suggestions.

Actividad 3: Palabras del sobre

Rompecabezas

soldado

balón

trompo

bicicleta

muñeca

cuerda

Actividad 2

rom ba sol

trom bi

cuer ca

ca da po

cle do ñe

ta zas da

be ci lón

pe mu

Actividad 1

bicicleta

muñeca

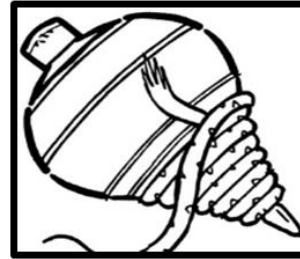
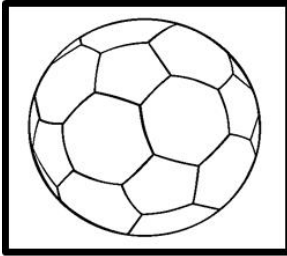
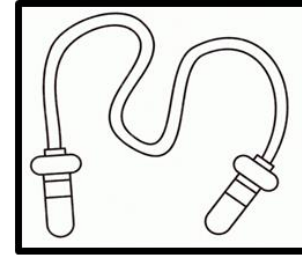


cuerda

trompo

balón

soldado

rompecabezas



rompecabezas

soldado

balón

trompo

cuerda

muñeca


bicicleta

Divertimentos Memorama

Recortables 3

Después de
terminar cada
actividad, pinta y
recorta una estrella.
Pégala en tu
trabajo.

a	a	a	a	a	a	b	b	b	c
c	c	c	c	d	d	d	e	e	e
e	e	f	f	g	g	h	h	i	i
j	j	k	k	l	l	l	m	m	m
n	n	ñ	ñ	o	o	ò	o	o	p
p	q	q	r	r	r	s	s	t	t
u	u	v	v	w	w	x	x	y	y
z	z								



La panadería

Diagnóstico

Nombre: _____ fecha: _____

Escribe las palabras que se te dicten:

1. _____

2. _____

3. _____

4. _____


5. _____

6. _____

7. _____

La panadería

Nombre: _____ fecha: _____



1.-

2.-

3.-

4.-

5.-




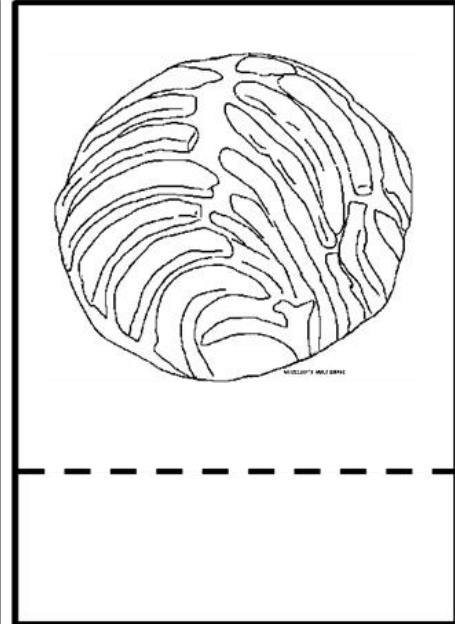


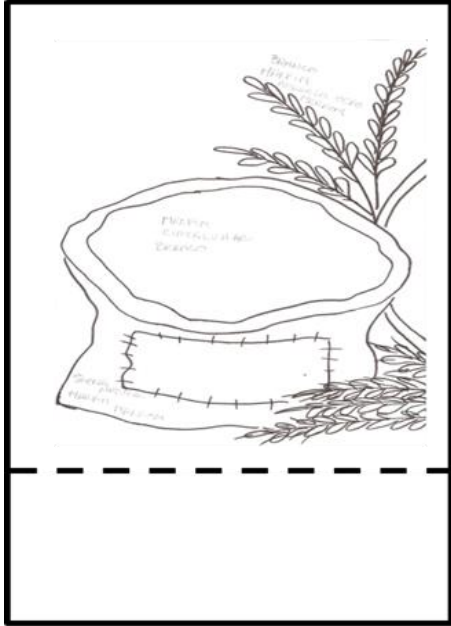
6.-

7.-


La panadería

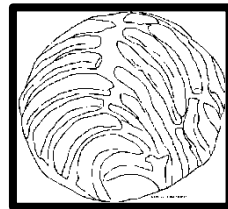
Actividad 2


Nombre: _____ fecha: _____





Escribe un enunciado a cada dibujo, utiliza las palabras del sobre. Pinta las imágenes como tú sabes hacerlo.






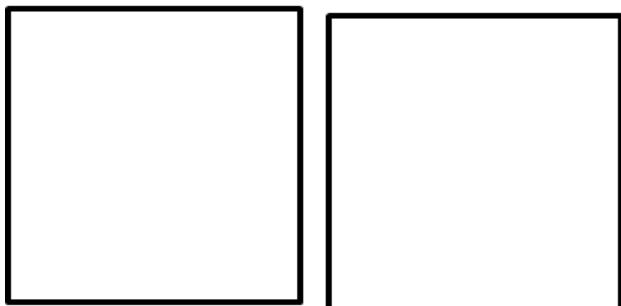
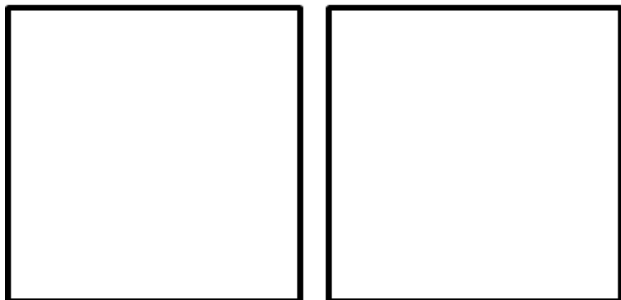
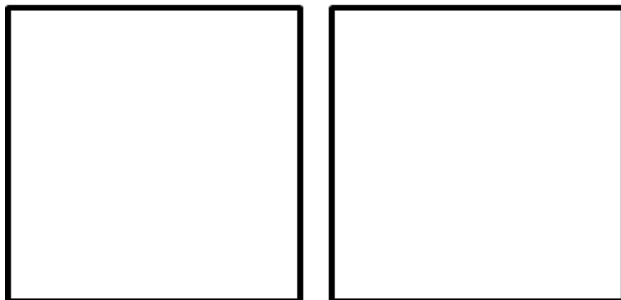
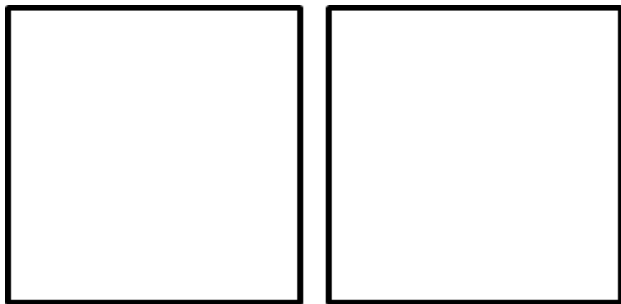



















Pega tus pares del
memorama



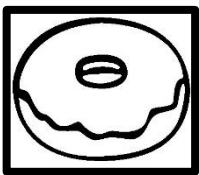
Encuentra las palabras escondidas y escríbelas debajo de su dibujo. Pinta como tú sabes hacerlo


m	e	m	p	a	n	a	d	a	n
p	o	o	t	r	t	j	a	r	k
d	t	m	ñ	e	r	q	h	h	n
g	k	x	d	k	x	k	x	b	o
e	u	q	n	a	o	o	n	h	i
b	j	p	d	d	a	m	t	l	t
m	q	i	h	a	s	ñ	q	p	z
j	c	y	l	ñ	t	a	b	i	e
z	c	o	h	b	e	o	o	q	h
p	f	x	n	i	l	g	l	s	l
n	g	r	d	c	p	a	i	m	n
o	g	i	r	t	h	d	l	g	j
w	z	w	x	t	o	a	l	s	b
x	w	u	d	n	y	g	o	l	i
a	r	l	a	b	w	l	h	h	t

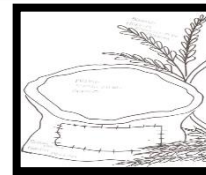
















Busca en tu alfabeto móvil. Lee, construye y escribe. Pinta como tú sabes


Actividad 6




--	--	--	--	--	--	--




--	--	--	--	--	--




--	--	--	--



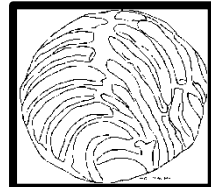
--	--	--	--	--	--	--	--



--	--	--	--	--



--	--	--	--	--	--



--	--	--	--	--	--

Nombre: _____ fecha: _____

Palabras

1. _____
2. _____
3. _____
4. _____
5. _____
6. _____
7. _____

Oraciones

1. _____
2. _____


¿con qué acompañas tu pan favorito?

Palabras Coladas

1. _____
2. _____
3. _____

Observaciones del docente

Estrellas logradas



Avances

Empty rounded rectangular box for recording progress.

Dificultades encontradas

Empty rounded rectangular box for recording difficulties encountered.

Sugerencias

Empty rounded rectangular box for recording suggestions.

Actividad 3: Palabras del sobre

bolillo

dona

pastel

concha

trigo

empanada

panqué

Actividad 2

tri em

con bo

do pas

go na

na tel

li llo

cha qué

pa da pan

Actividad 1

trigo

empanada

panqué

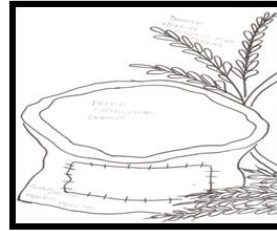



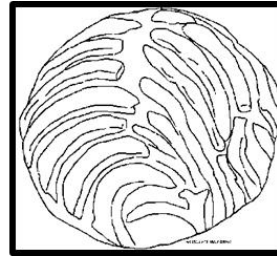

concha

pastel

dona

bolillo

La panadería



panqué

dona

pastel

concha

bolillo

empanada

trigo


Divertimentos Memorama

Recortables 2

Recortables 3

Después de
terminar cada
actividad, pinta y
recorta una estrella.
Pégala en tu
trabajo.

a	a	a	a	a	a	b	b	c	c
d	d	e	e	e	f	f	g	g	h
h	i	i	j	j	k	k	l	l	l
l	m	m	n	n	n	n	ñ	ñ	o
o	o	o	o	p	p	p	q	q	r
r	s	s	t	t	u	u	v	v	w
w	x	x	y	y	z	z			



El invierno

Diagnóstico

Nombre: _____ fecha: _____

Escribe las palabras que se te dicten:

1. _____

2. _____

3. _____


4. _____

5. _____

6. _____

7. _____

Nombre: _____ Fecha: _____



1.-

2.-

3.-

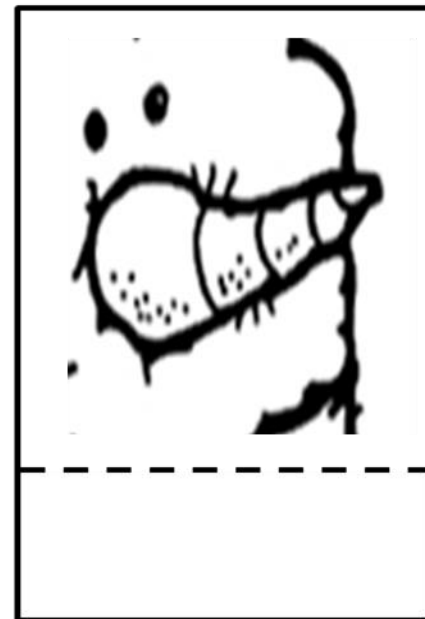


4.-

5.-

6.-

7.-

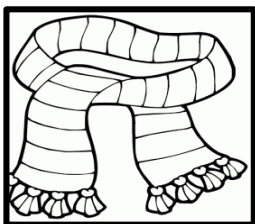
Nombre: _____ fecha: _____




Escribe un enunciado a cada dibujo, utiliza las palabras del sobre. Pinta las imágenes como tú sabes hacerlo.





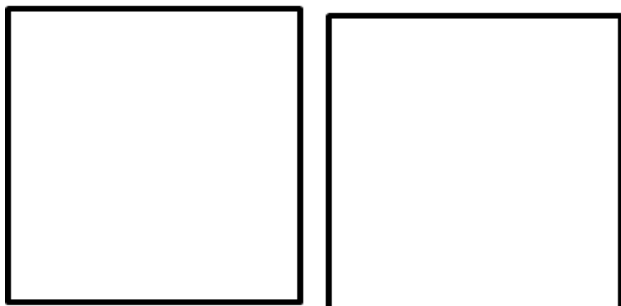
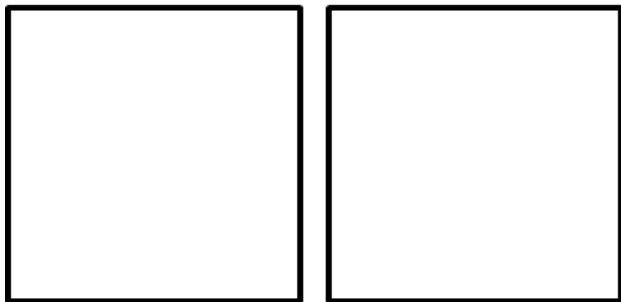
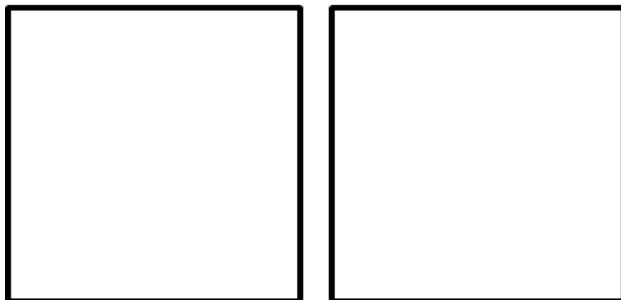
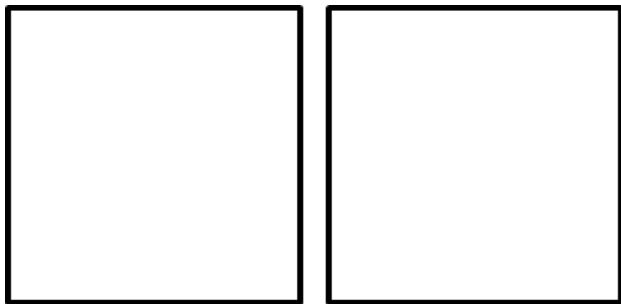



















Pega tus pares del
memorama



Actividad 5

Encuentra las palabras escondidas y escríbelas debajo de su dibujo. Pinta como tú sabes hacerlo

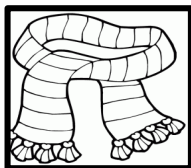
z	s	b	x	w	y	e	ñ	u	l
b	q	l	u	e	l	q	r	b	v
p	m	q	p	f	w	u	r	n	v
g	j	i	x	p	a	b	d	x	c
x	o	a	a	i	n	n	l	m	w
ñ	n	e	j	b	u	r	d	f	m
z	a	n	a	h	o	r	i	a	f
n	a	i	o	c	z	c	r	d	w
j	q	b	m	k	a	a	o	m	y
x	p	o	b	s	e	a	t	n	r
f	w	u	i	v	g	a	p	o	e
u	t	j	e	k	r	a	c	o	e
o	x	i	j	w	i	a	w	f	j
g	n	f	a	a	a	s	x	b	z

















Nombre: _____ fecha: _____

Palabras

1. _____
2. _____
3. _____
4. _____
5. _____
6. _____
7. _____

Oraciones

1. _____
2. _____


¿Qué parte del invierno es tu favorita?

Palabras Coladas

1. _____
2. _____
3. _____

Observaciones del docente

Estrellas logradas



Avances

Empty rounded rectangular box for recording progress.

Dificultades encontradas

Empty rounded rectangular box for recording difficulties encountered.

Sugerencias

Empty rounded rectangular box for recording suggestions.

Recortables 1

Actividad 3: Palabras del sobre

bufanda

cabañas

nieve

niño

zanahoria

alegría

mono

Actividad 2

da ño

no a ria

ñas ve

ho mo

grí fan za

ba na a

ni ca le

nie bu

Actividad 1

bufanda

cabañas

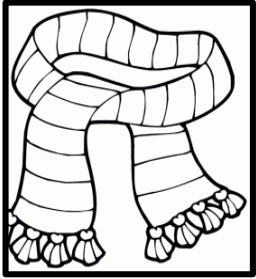
nieve

niño

mono

alegría

zanahoria



bufanda

cabañas

nieve

niño

mono

alegría

zanahoria

Memorama




Recortables 2

Recortables 3

Alfabeto móvil para la actividad 6

a	a	a	a	a	a	a	a	a	b
b	c	c	d	d	e	e	e	f	f
g	g	h	h	i	i	i	ì	j	j
k	k	l	l	m	m	m	n	n	n
n	n	ñ	ñ	o	o	o	o	o	o
p	p	q	q	r	r	s	s	t	t
u	u	v	v	w	w	x	x	y	y
z	z								

Después de terminar cada actividad, pinta y recorta una estrella. Pégala en tu trabajo.



El otoño

Diagnóstico

Nombre: _____ fecha: _____

Escribe las palabras que se te dicten:

1. _____

2. _____

3. _____

4. _____


5. _____

6. _____

7. _____

El otoño

Nombre: _____ fecha: _____





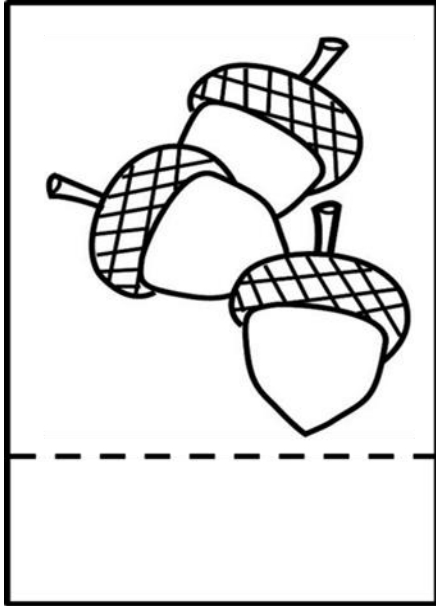


1.-	
2.-	
3.-	
4.-	
5.-	
6.-	
7.-	

El otoño

Actividad 2


Nombre: _____ fecha: _____




Escribe un enunciado a cada dibujo, utiliza las palabras del sobre. Pinta las imágenes como tú sabes hacerlo.






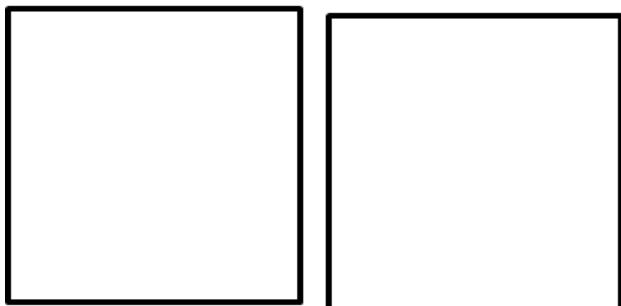
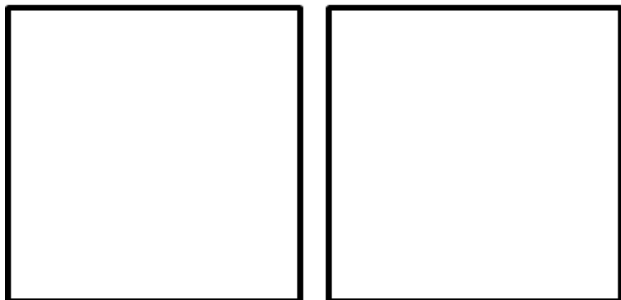
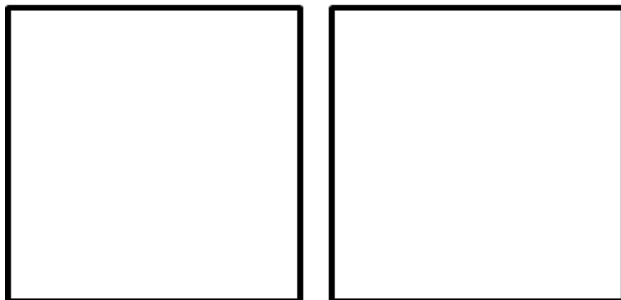
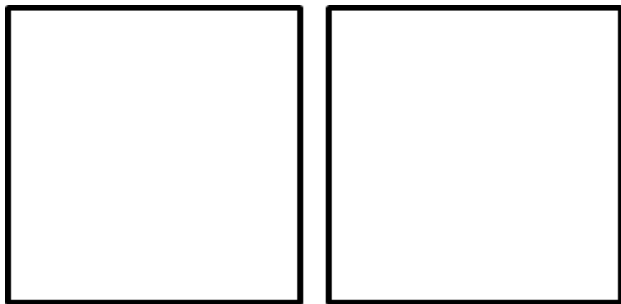



















Pega tus pares del
memorama



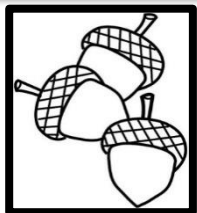
Encuentra las palabras escondidas y escríbelas debajo de su dibujo. Pinta como tú sabes hacerlo


q	g	v	a	t	ñ	s	m	q	p
a	t	s	k	z	u	g	g	c	a
f	r	y	l	q	y	d	w	q	b
r	u	a	ñ	q	a	i	y	v	x
y	e	c	e	v	i	e	n	t	o
t	n	l	e	n	c	f	ñ	k	v
s	o	z	k	k	e	l	p	h	m
k	s	f	b	v	c	m	b	p	u
y	g	m	r	d	z	i	i	q	f
l	l	u	v	i	a	t	i	h	v
c	l	h	k	h	o	n	g	o	c
w	w	l	j	x	t	c	s	r	g
s	a	t	o	l	l	e	b	a	e
k	v	a	l	l	i	d	r	a	w
d	s	t	u	a	x	d	y	y	i



















--	--	--	--	--	--	--	--



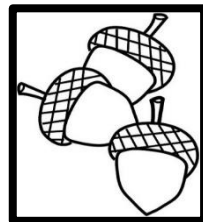
--	--	--	--	--	--	--	--

--	--	--	--	--	--	--	--


--	--	--	--	--	--	--	--



--	--	--	--	--	--	--	--



--	--	--	--	--	--	--	--



--	--	--	--	--	--	--	--

--	--	--	--	--	--	--	--

--	--	--	--	--	--	--	--

--	--	--	--	--	--	--	--



--	--	--	--	--	--	--	--



--	--	--	--	--	--	--	--

--	--	--	--	--	--	--	--

--	--	--	--	--	--	--	--

Nombre: _____ fecha: _____

Palabras

1. _____
2. _____
3. _____
4. _____
5. _____
6. _____
7. _____

Oraciones

1. _____
2. _____


¿Cómo te proteges del viento del otoño?

Palabras Coladas

1. _____
2. _____
3. _____

Observaciones del docente

Estrellas logradas



Avances

Empty rounded rectangular box for recording progress.

Dificultades encontradas

Empty rounded rectangular box for recording difficulties encountered.

Sugerencias

Empty rounded rectangular box for recording suggestions.

Recortables 1

Actividad 3: Palabras del sobre

lluvia

hongo

chimenea

bellotas

truenos

ardilla

viento

Actividad 2

tas lla go

via to a

nos be

ne chi di

vien true

hon llu

me ar llo

Actividad 1

lluvia

hongo



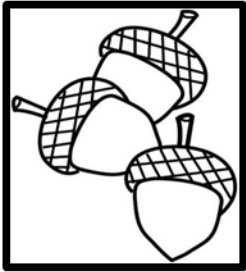
chimenea

bellotas

viento

ardilla

truenos



lluvia

hongo

chimenea

bellotas

viento

ardilla

truenos

Divertimentos Memorama

Recortables 3

Alfabeto móvil para la actividad 6

Después de
terminar cada
actividad, pinta y
recorta una estrella.
Pégala en tu
trabajo.

a	a	a	a	a	b	b	c	c	d
d	e	e	e	e	e	f	f	g	g
h	h	i	i	i	i	j	j	k	k
l	l	l	l	l	l	m	m	n	n
n	n	ñ	ñ	o	o	o	o	o	p
p	q	q	r	r	s	s	t	t	t
u	u	v	v	w	w	x	x	y	y
z	z								

